

# ARTEX • IDEA BOOK

PANEL SYSTEM




REV: AX2002EN



# TABLE OF CONTENTS

ARTEX • PANEL SYSTEM

Click on the application of your choice to see the detail page 

30.

*OTHERS TO COME*



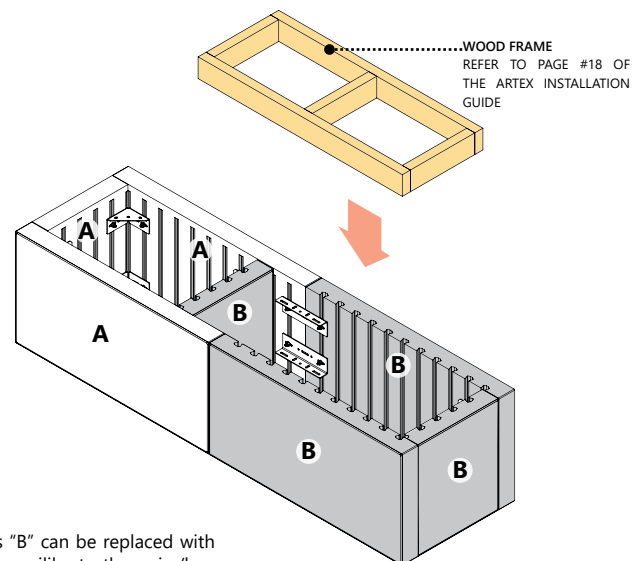
1.

# BENCH & PLANTER

ARTEX • PANEL SYSTEM

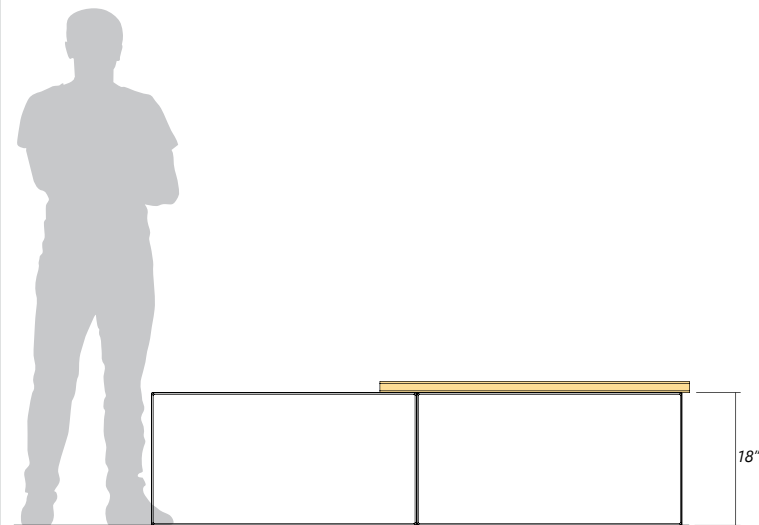


## INTERIOR VIEW

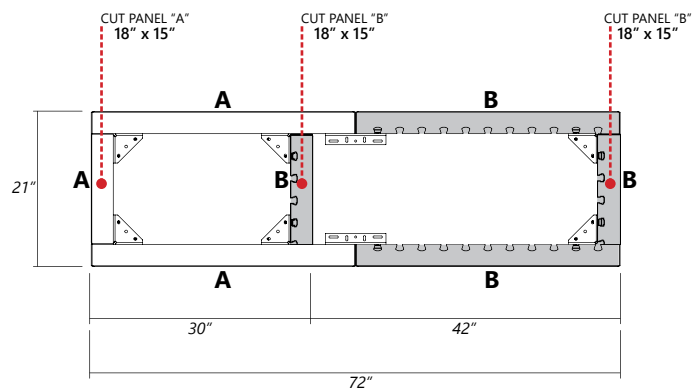


**NOTE :** Panels "B" can be replaced with panels "A" to equilibrate the pairs/layers. Panels "A" can't be replaced by the panels "B".

## FRONT VIEW

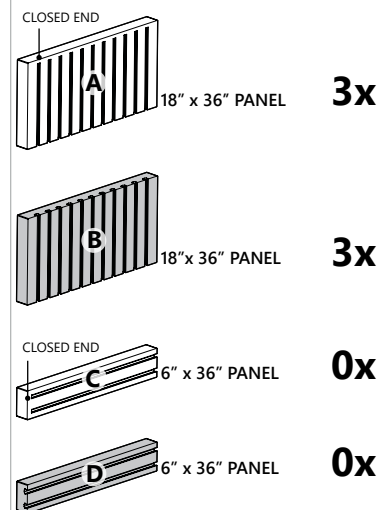


## TOP VIEW



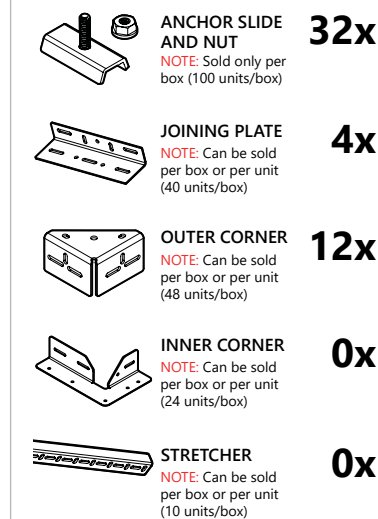
**IMPORTANT:** Refer to page 23 of the ARTEX INSTALLATION GUIDE to about the installation of geotextile in planter box. Contact experts/engineers to validate the base preparation, the drainage, the plants & roots growth/management.

## REQUIRED PANELS



**IMPORTANT:** 18 x 36" panels are sold in pair/layer or in full pallet only. 6 x 36" panels are sold per unit or in layer or in full pallet.

## REQUIRED HARDWARE



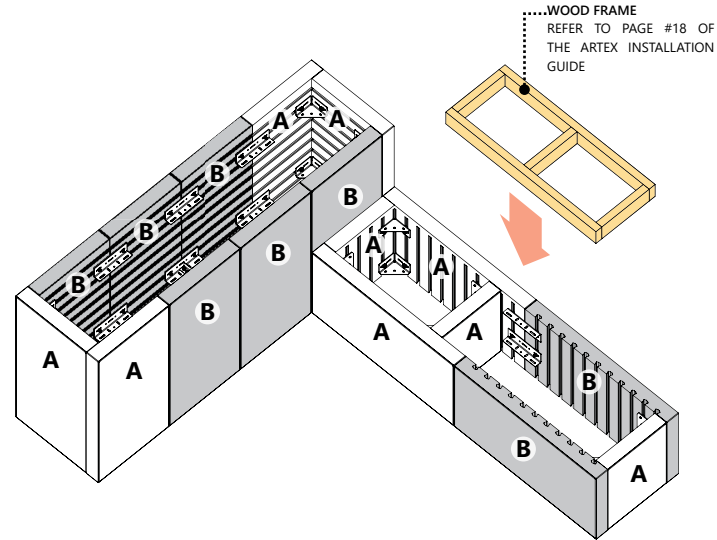
**TOTAL WEIGHT (PANELS & HARDWARE)** **801 Lbs**

# CORNER BENCH AND PLANTER

ARTEX • PANEL SYSTEM

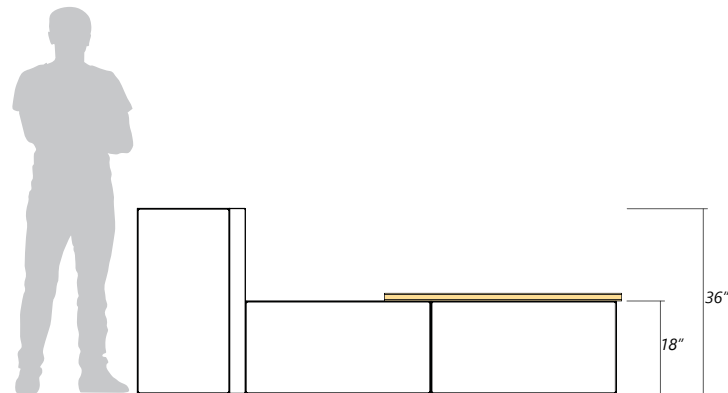


INTERIOR VIEW

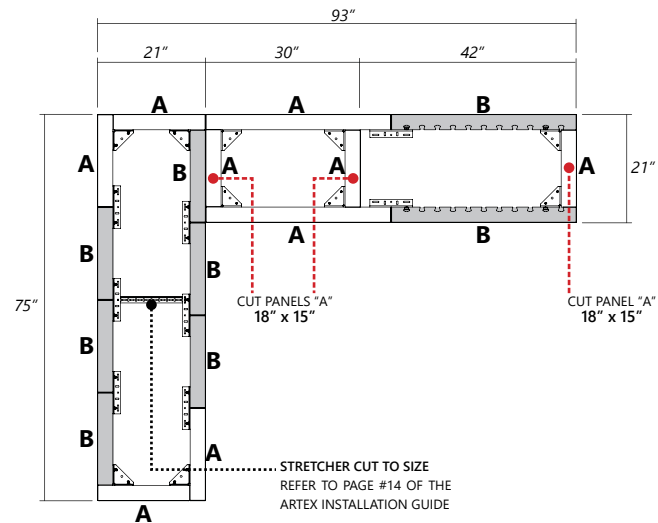


**NOTE :** Panels "B" can be replaced with panels "A" to equilibrate the pairs/layers. Panels "A" can't be replaced by the panels "B".

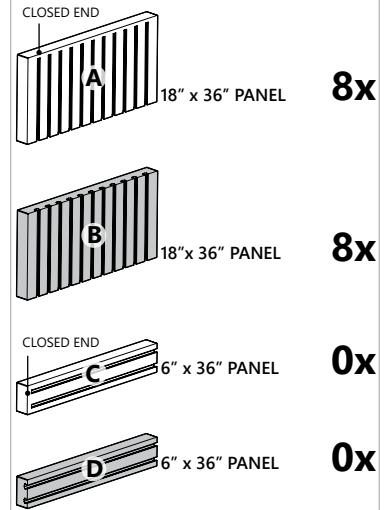
FRONT VIEW



TOP VIEW

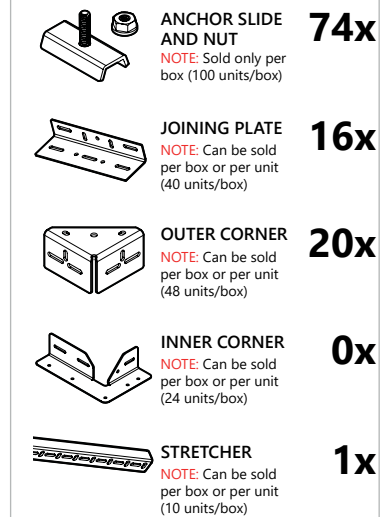


## REQUIRED PANELS



**IMPORTANT:** 18 x 36" panels are sold in pair/layer or in full pallet only. 6 x 36" panels are sold per unit or in layer or in full pallet.

## REQUIRED HARDWARE



**IMPORTANT:** Refer to page 23 of the ARTEX INSTALLATION GUIDE to about the installation of geotextile in planter box. Contact experts/engineers to validate the base preparation, the drainage, the plants & roots growth/management.

**TOTAL WEIGHT (PANELS & HARDWARE) 2315 Lbs**



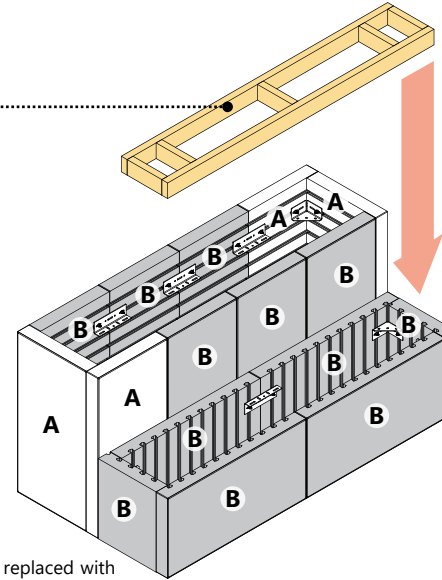
# 3. BENCH & VERTICAL PLANTER

ARTEX • PANEL SYSTEM



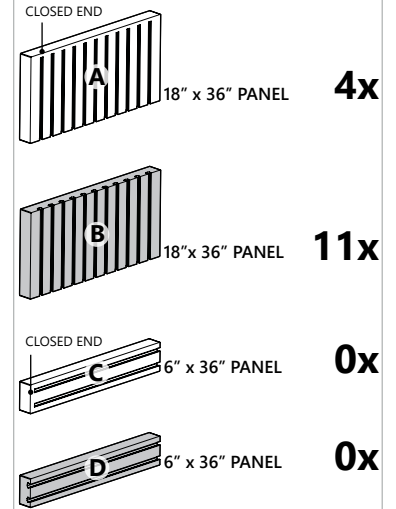
## INTERIOR VIEW

WOOD FRAME .....  
REFER TO PAGE #18 OF  
THE ARTEX INSTALLATION  
GUIDE



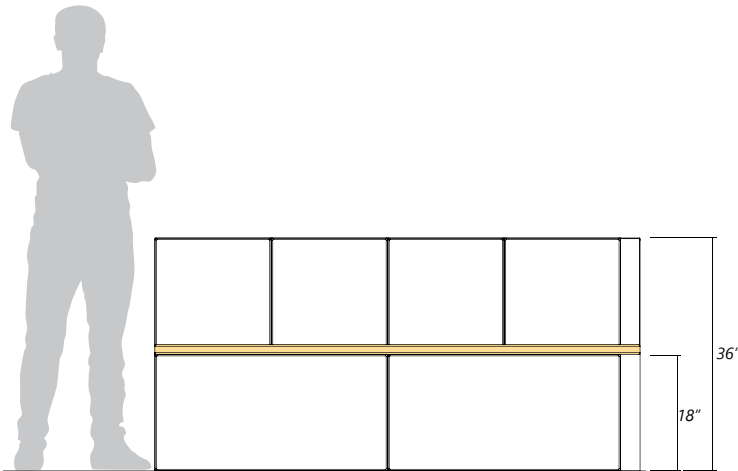
**NOTE :** Panels "B" can be replaced with panels "A" to equilibrate the pairs/layers. Panels "A" can't be replaced by the panels "B".

## REQUIRED PANELS

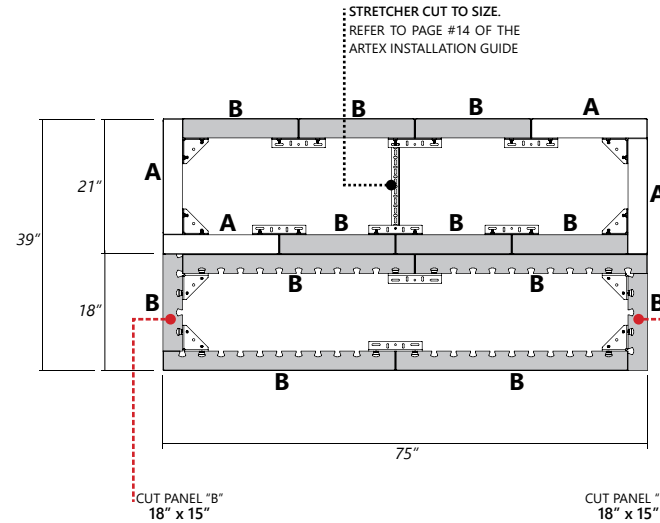


**IMPORTANT:** 18 x 36" panels are sold in pair/layer or in full pallet only. 6 x 36" panels are sold per unit or in layer or in full pallet.

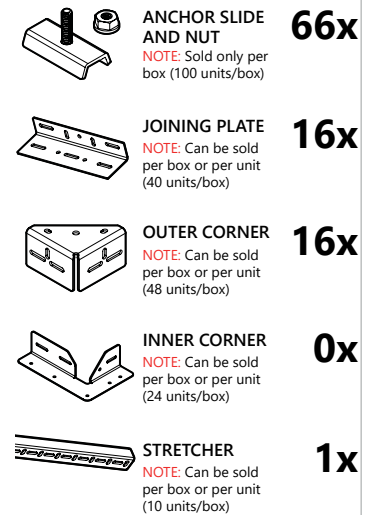
## FRONT VIEW



## TOP VIEW



## REQUIRED HARDWARE



**IMPORTANT:** Refer to page 23 of the ARTEX INSTALLATION GUIDE to about the installation of geotextile in planter box. Contact experts/engineers to validate the base preparation, the drainage, the plants & roots growth/management.

**TOTAL WEIGHT 2241 Lbs**  
(PANELS & HARDWARE)

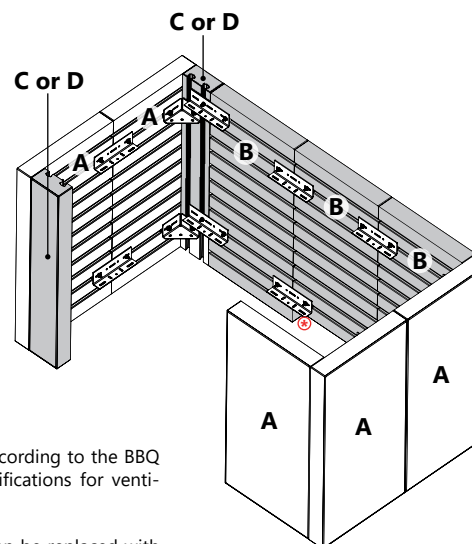
4.

# SMALL BBQ

ARTEX • PANEL SYSTEM



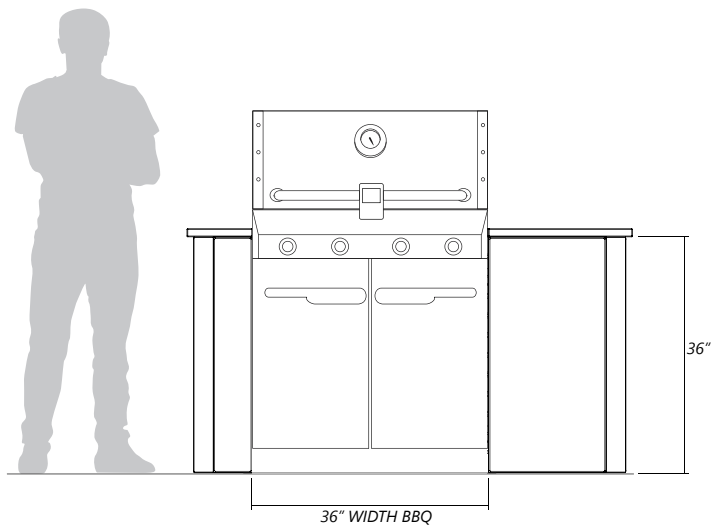
INTERIOR VIEW



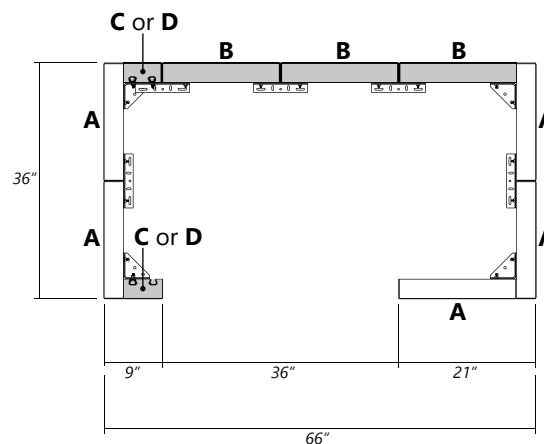
⊗ Cut panel(s) according to the BBQ manufacturer's specifications for ventilation.

**NOTE :** Panels "B" can be replaced with panels "A" to equilibrate the pairs/layers. Panels "A" can't be replaced by the panels "B".

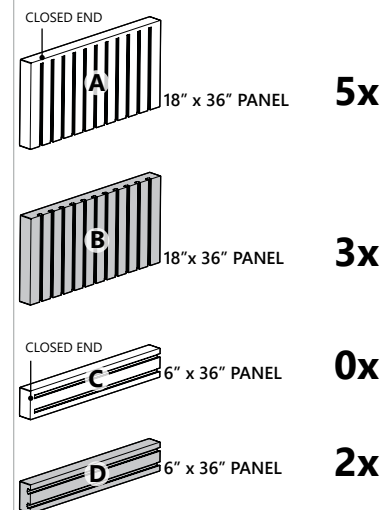
FRONT VIEW



TOP VIEW

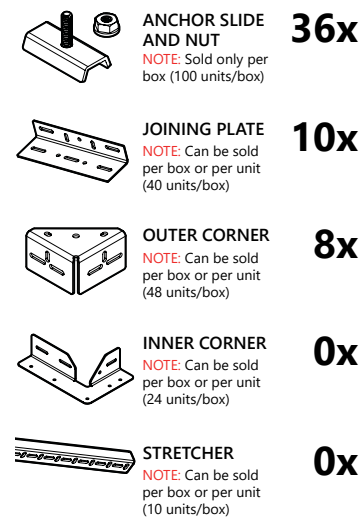


## REQUIRED PANELS



**IMPORTANT:** 18 x 36" panels are sold in pair/layer or in full pallet only. 6 x 36" panels are sold per unit or in layer or in full pallet.

## REQUIRED HARDWARE



**IMPORTANT:** It is recommended to follow the BBQ manufacturer's specifications for ventilation and clearances. Permacon is not responsible for the conformity of connections, clearances and ventilation. BBQ, counter top and accessories are not included.

**TOTAL WEIGHT 1299 Lbs**  
(PANELS & HARDWARE)



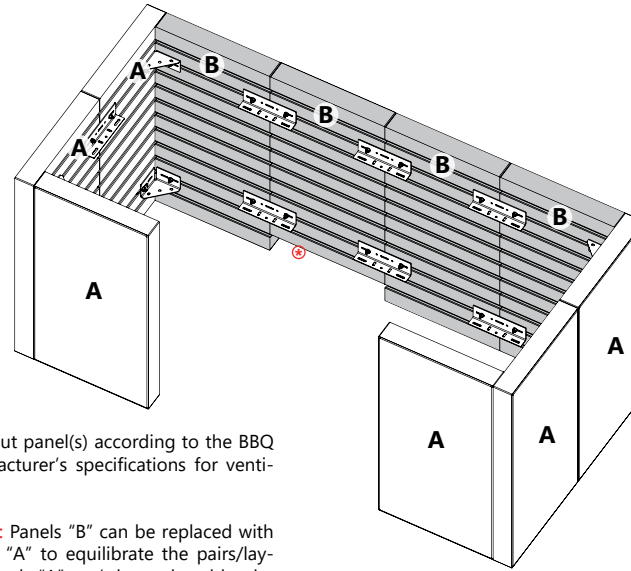
5.

## MEDIUM BBQ

ARTEX • PANEL SYSTEM



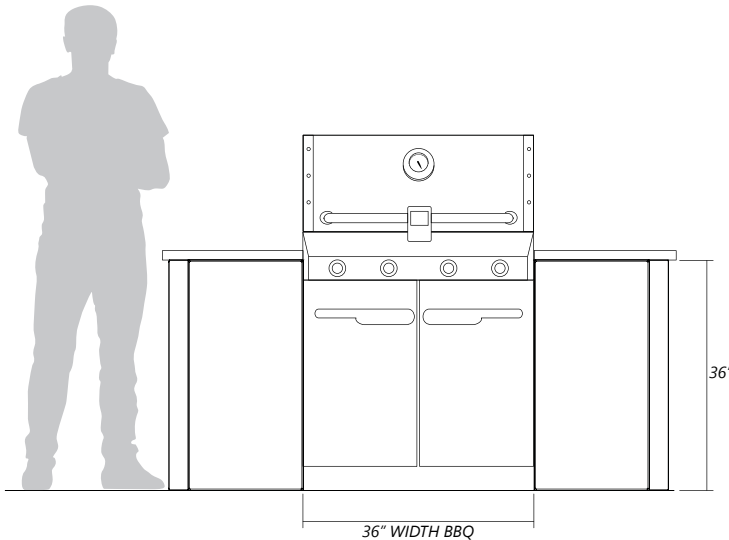
INTERIOR VIEW



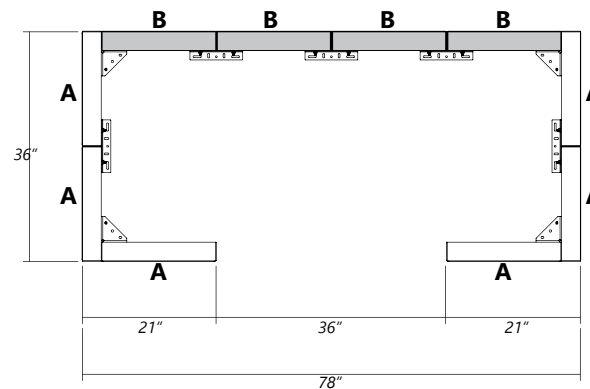
⊗ Cut panel(s) according to the BBQ manufacturer's specifications for ventilation.

**NOTE :** Panels "B" can be replaced with panels "A" to equilibrate the pairs/layers. Panels "A" can't be replaced by the panels "B".

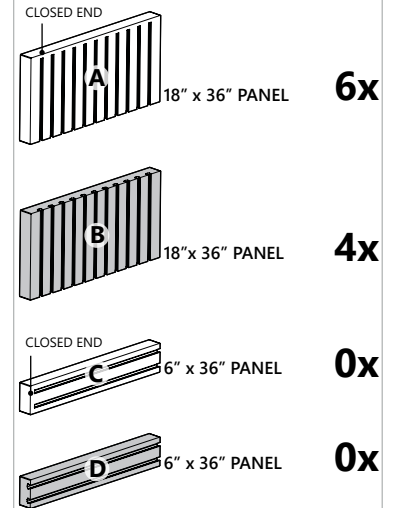
FRONT VIEW



TOP VIEW

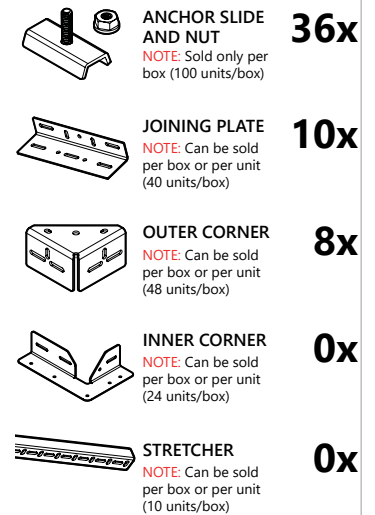


## REQUIRED PANELS



**IMPORTANT:** 18 x 36" panels are sold in pair/layer or in full pallet only. 6 x 36" panels are sold per unit or in layer or in full pallet.

## REQUIRED HARDWARE



**IMPORTANT:** It is recommended to follow the BBQ manufacturer's specifications for ventilation and clearances. Permacon is not responsible for the conformity of connections, clearances and ventilation. BBQ, counter top and accessories are not included.

**TOTAL WEIGHT** **1498 Lbs**  
 (PANELS & HARDWARE)

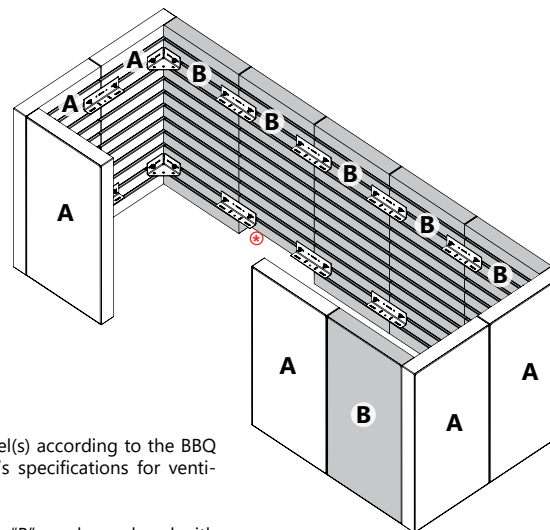
6.

# LONG BBQ

ARTEX • PANEL SYSTEM



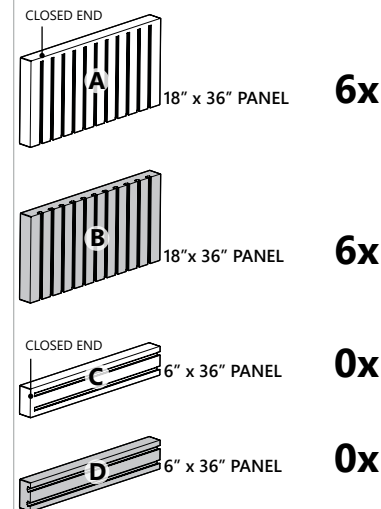
INTERIOR VIEW



⊕ Cut panel(s) according to the BBQ manufacturer's specifications for ventilation.

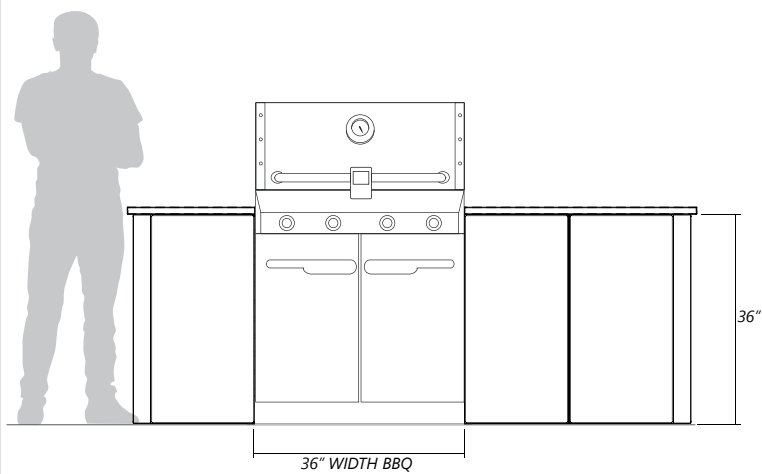
**NOTE :** Panels "B" can be replaced with panels "A" to equilibrate the pairs/layers. Panels "A" can't be replaced by the panels "B".

## REQUIRED PANELS

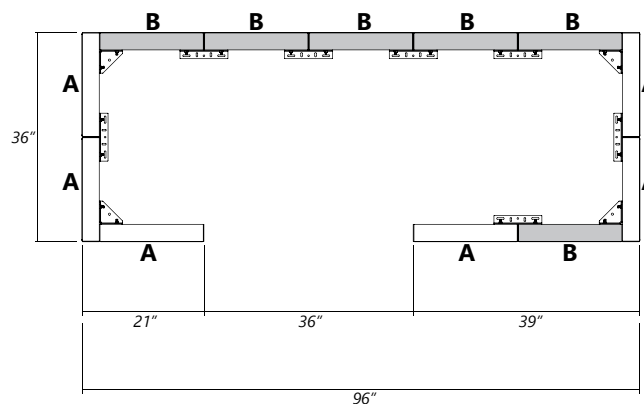


**IMPORTANT:** 18 x 36" panels are sold in pair/layer or in full pallet only. 6 x 36" panels are sold per unit or in layer or in full pallet.

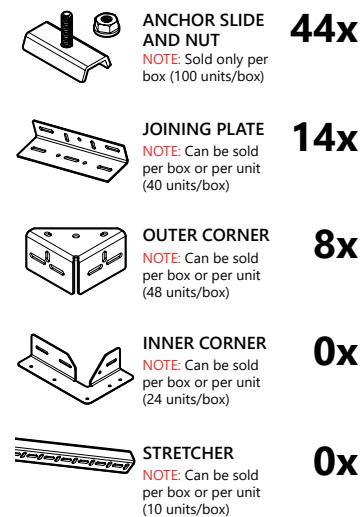
FRONT VIEW



TOP VIEW



## REQUIRED HARDWARE



**IMPORTANT:** It is recommended to follow the BBQ manufacturer's specifications for ventilation and clearances. Permacon is not responsible for the conformity of connections, clearances and ventilation. BBQ, counter top and accessories are not included.

**TOTAL WEIGHT** **1801 Lbs**  
(PANELS & HARDWARE)

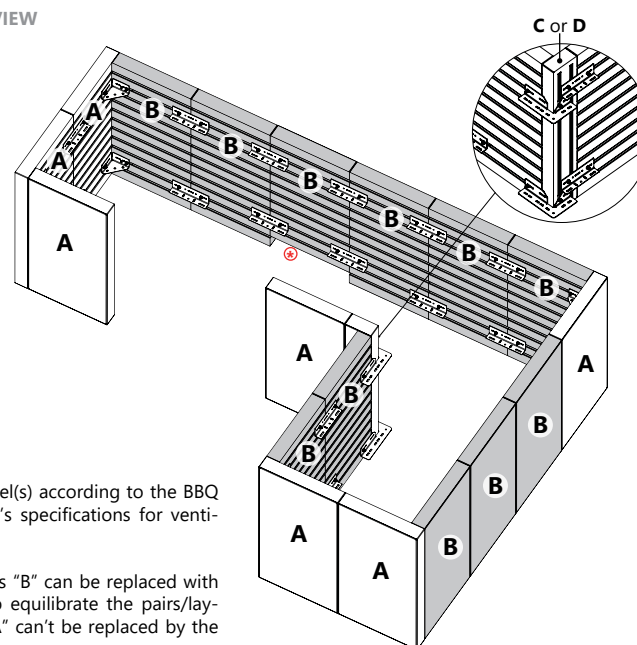


# 7. L-SHAPE BBQ

ARTEX • PANEL SYSTEM



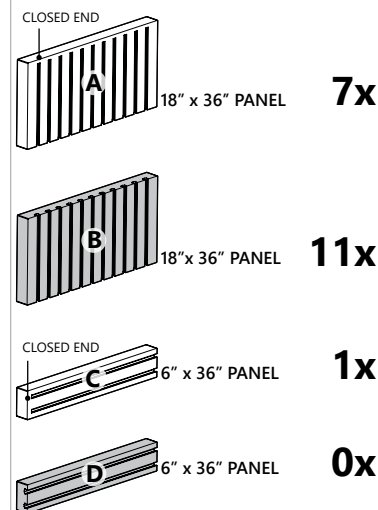
INTERIOR VIEW



⊗ Cut panel(s) according to the BBQ manufacturer's specifications for ventilation.

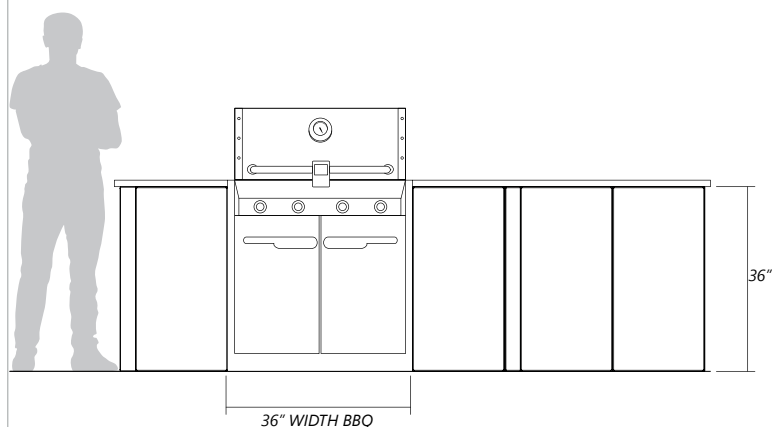
**NOTE :** Panels "B" can be replaced with panels "A" to equilibrate the pairs/layers. Panels "A" can't be replaced by the panels "B".

## REQUIRED PANELS

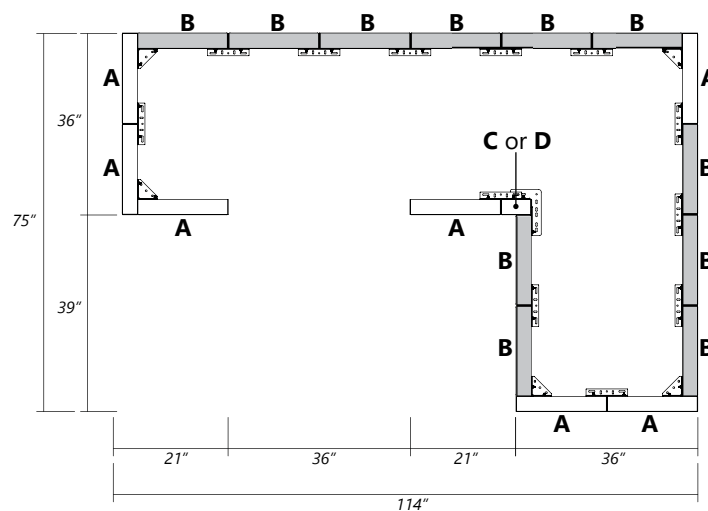


**IMPORTANT:** 18 x 36" panels are sold in pair/layer or in full pallet only. 6 x 36" panels are sold per unit or in layer or in full pallet.

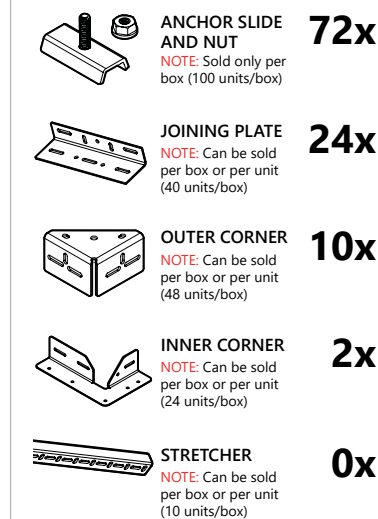
FRONT VIEW



TOP VIEW



## REQUIRED HARDWARE



**IMPORTANT:** It is recommended to follow the BBQ manufacturer's specifications for ventilation and clearances. Permacon is not responsible for the conformity of connections, clearances and ventilation. BBQ, countertop and accessories are not included.

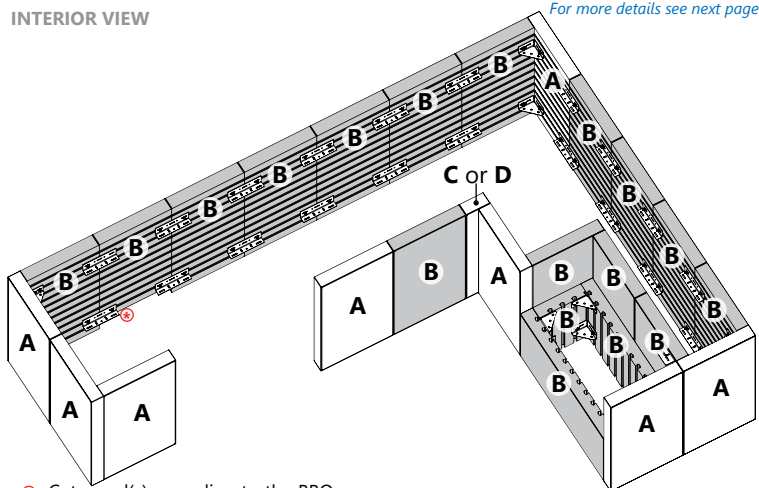
**TOTAL WEIGHT** **2761 Lbs**  
(PANELS & HARDWARE)

# CORNER BBQ & PIZZA GRILL

ARTEX • PANEL SYSTEM



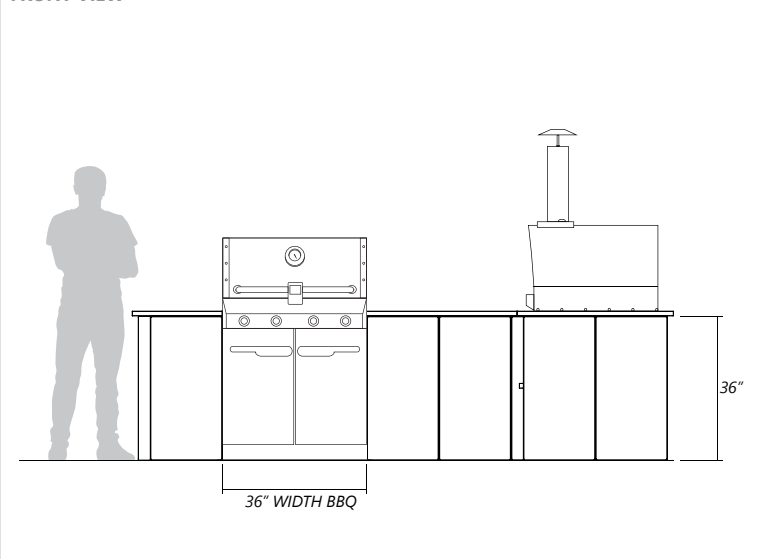
INTERIOR VIEW



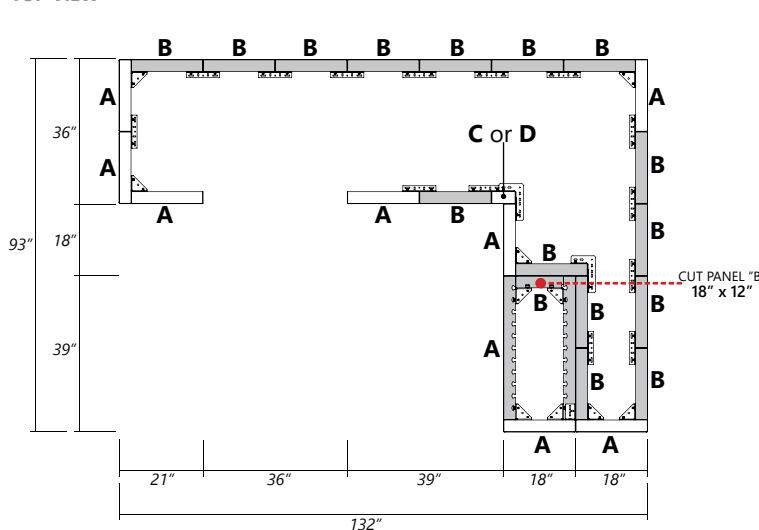
⊗ Cut panel(s) according to the BBQ manufacturer's specifications for ventilation.

**NOTE :** Panels "B" can be replaced with panels "A" to equilibrate the pairs/layers. Panels "A" can't be replaced by the panels "B".

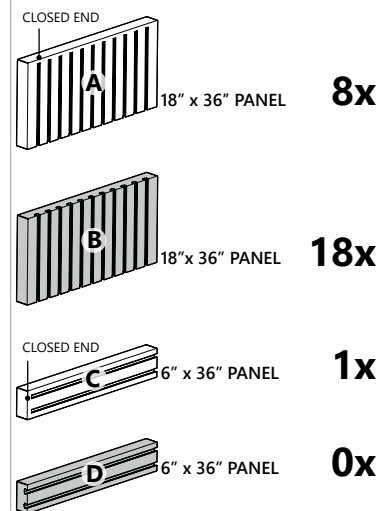
FRONT VIEW



TOP VIEW

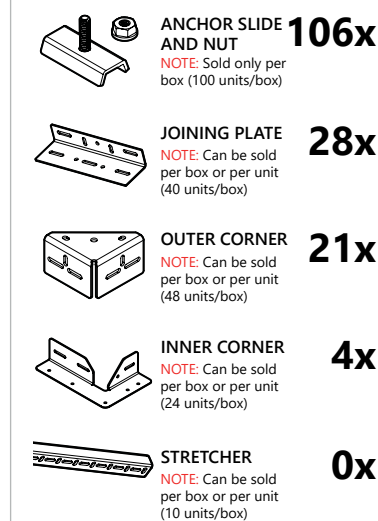


## REQUIRED PANELS



**IMPORTANT:** 18 x 36" panels are sold in pair/layer or in full pallet only. 6 x 36" panels are sold per unit or in layer or in full pallet.

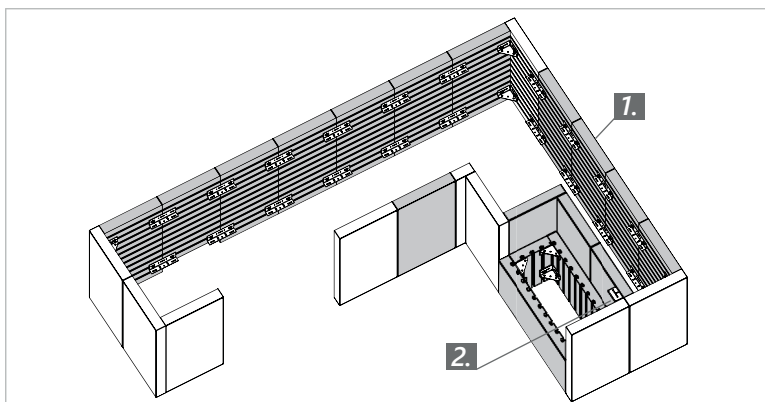
## REQUIRED HARDWARE



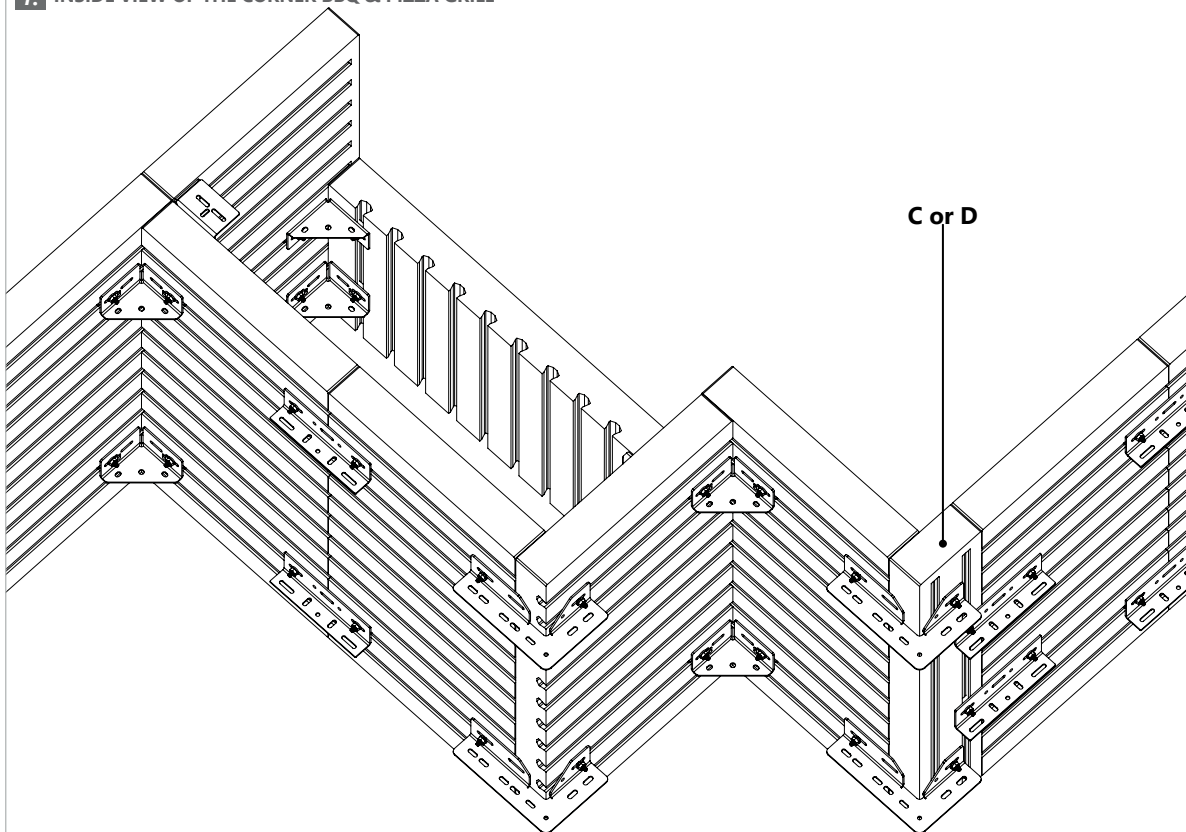
**IMPORTANT:** It is recommended to follow the BBQ manufacturer's specifications for ventilation and clearances. Permacon is not responsible for the conformity of connections, clearances and ventilation. BBQ, countertop and accessories are not included.

**TOTAL WEIGHT** **3872 Lbs**  
 (PANELS & HARDWARE)





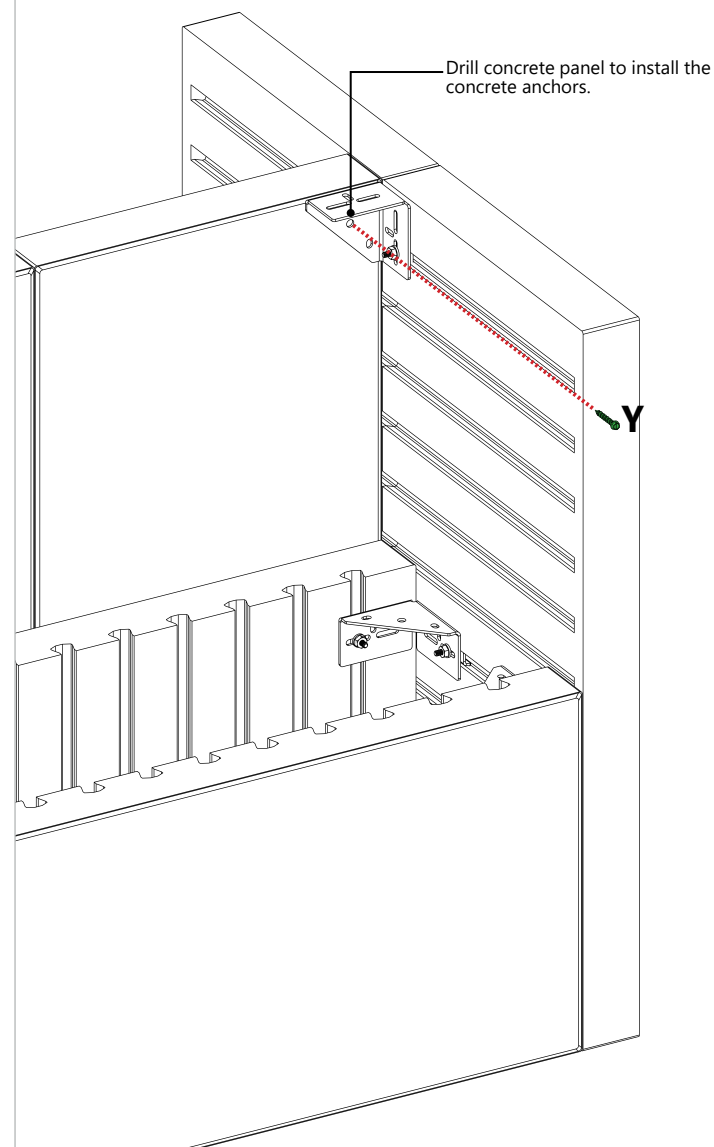
1. INSIDE VIEW OF THE CORNER BBQ & PIZZA GRILL



**IMPORTANT:** It is recommended to follow the BBQ manufacturer's specifications for ventilation and clearances. Permacon is not responsible for the conformity of connections, clearances and ventilation. BBQ, countertop and accessories are not included.

2. INSIDE VIEW OF THE SHELF

**NOTE:** Y: Treated concrete anchor (Tapcon®)  
 $\frac{1}{4}$ " x  $1\frac{3}{4}$ " or  $\frac{3}{16}$ " x  $1\frac{3}{4}$ "

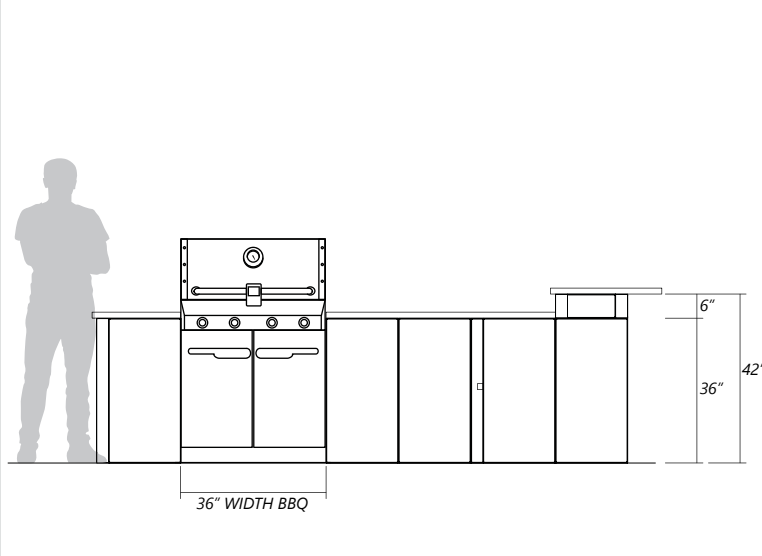


# 9. BBQ WITH LUXURY COUNTER & BAR

ARTEX • PANEL SYSTEM



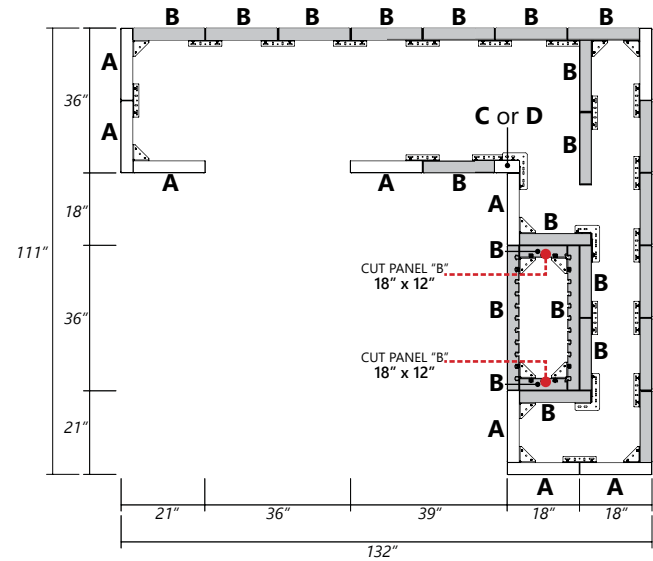
FRONT VIEW



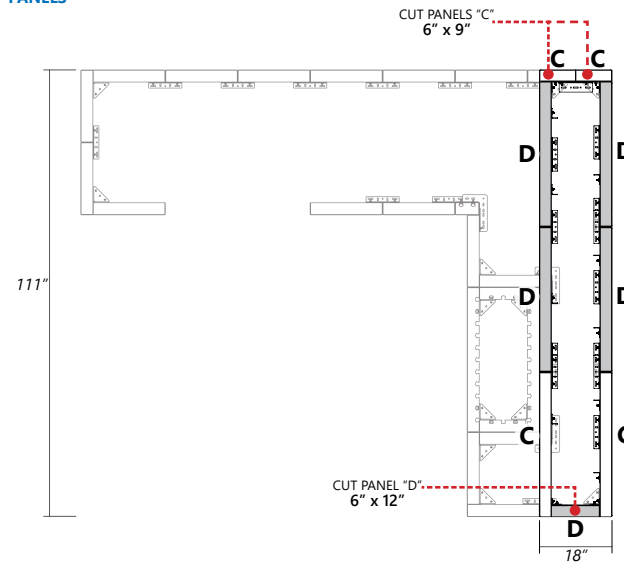
TOP VIEW

18" x 36" PANELS

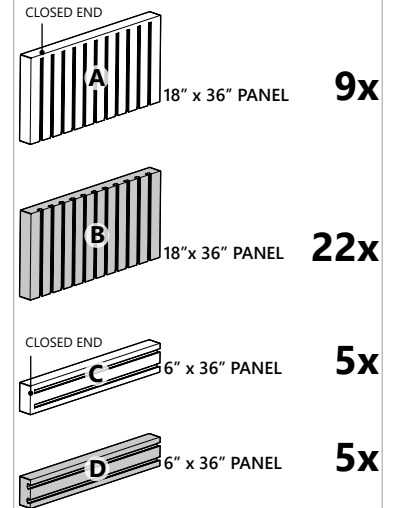
For more details see next page



6" x 36" PANELS

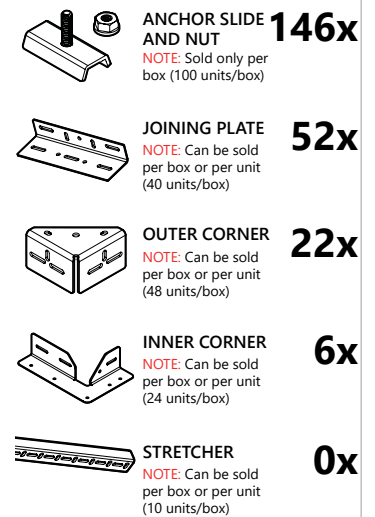


## REQUIRED PANELS



**IMPORTANT:** 18 x 36" panels are sold in pair/layer or in full pallet only. 6 x 36" panels are sold per unit or in layer or in full pallet.

## REQUIRED HARDWARE



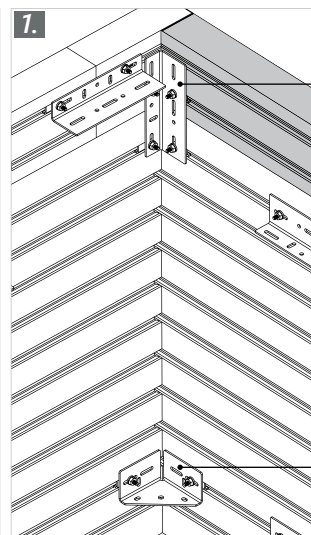
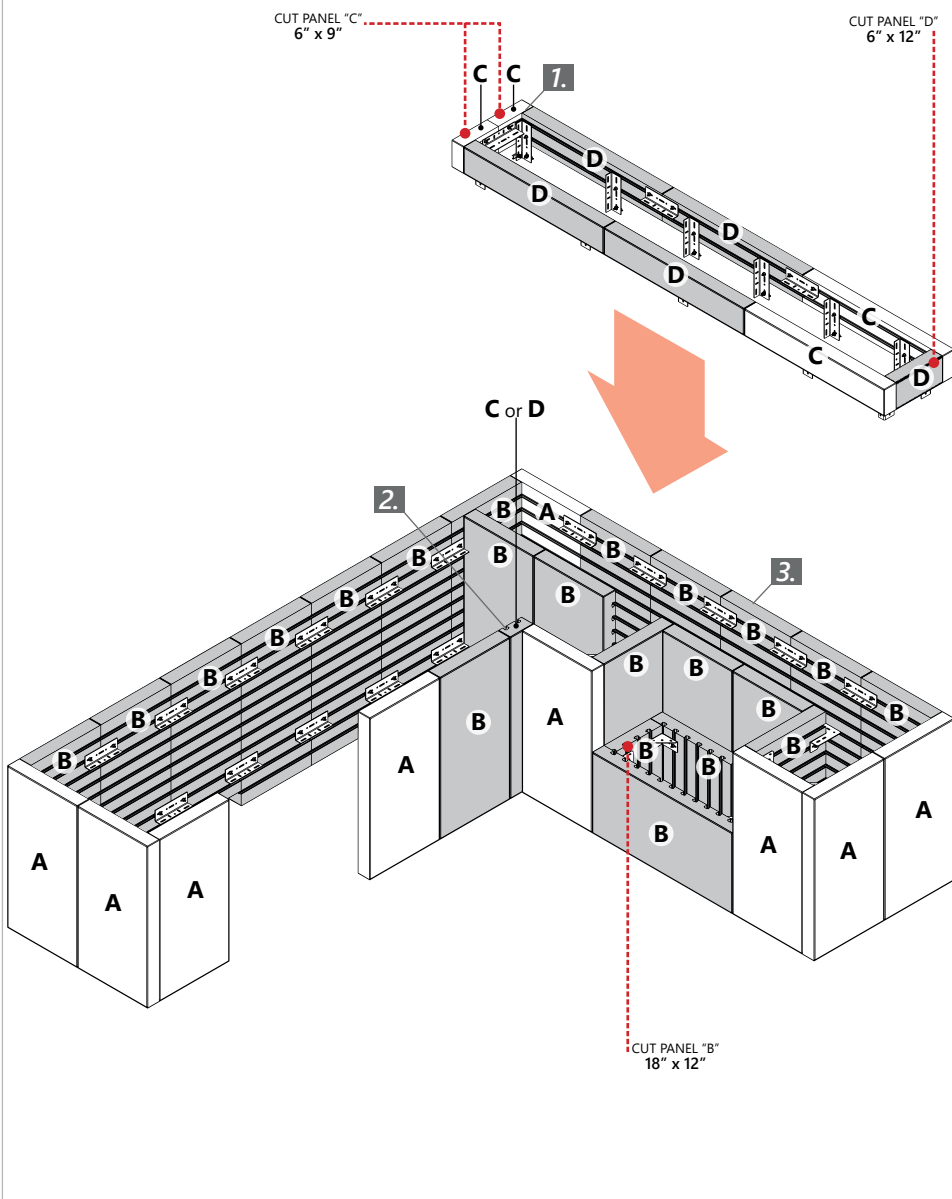
**TOTAL WEIGHT** 5036 Lbs  
(PANELS & HARDWARE)

**IMPORTANT:** It is recommended to follow the BBQ manufacturer's specifications for ventilation and clearances. Permacon is not responsible for the conformity of connections, clearances and ventilation. BBQ, countertop and accessories are not included.

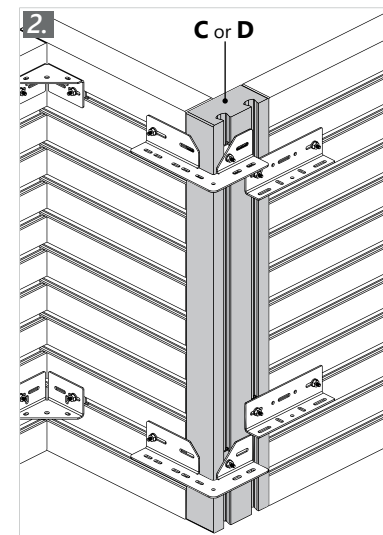
# 9. BBQ WITH LUXURY COUNTER & BAR

ARTEX • PANEL SYSTEM

## EXPLODED VIEW

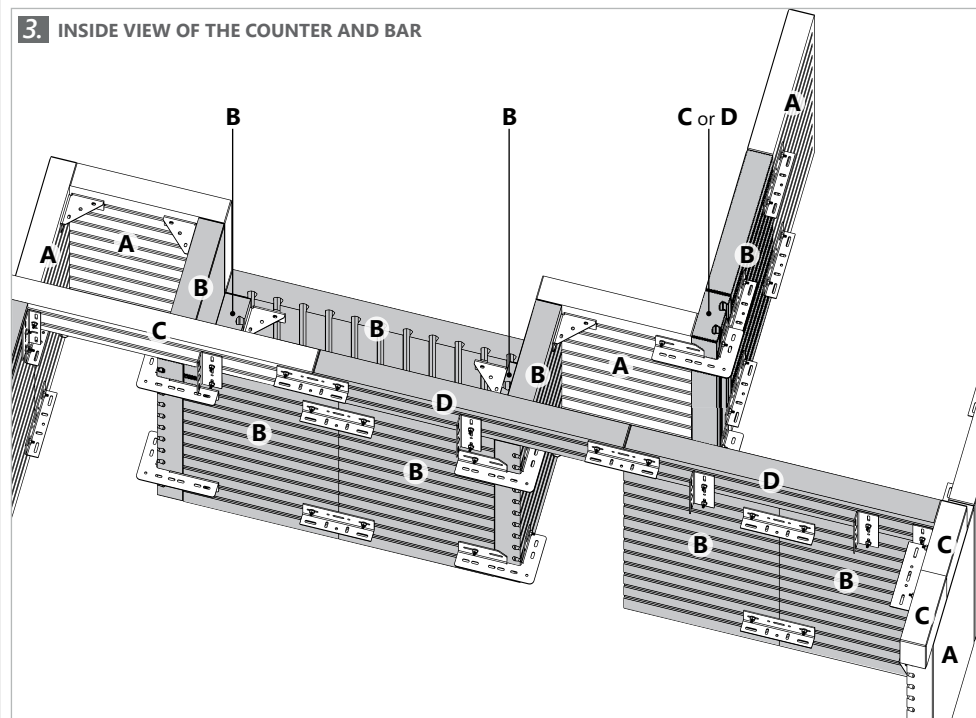


Use a **JOINING PLATE** for the top corners, to join the 4 panels.



Use an **OUTER CORNER** for the bottom corners.

## 3. INSIDE VIEW OF THE COUNTER AND BAR

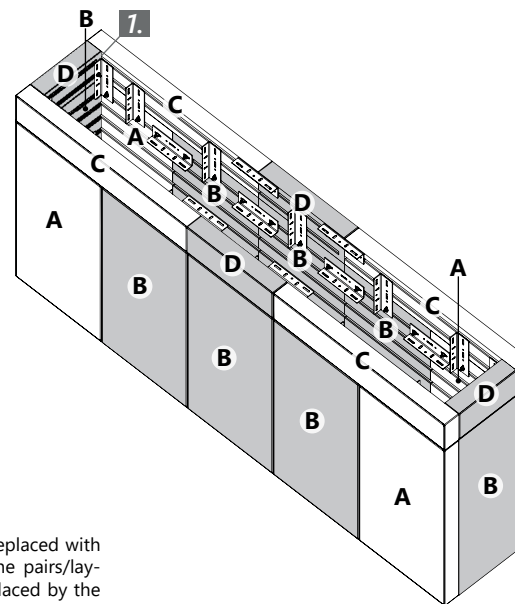
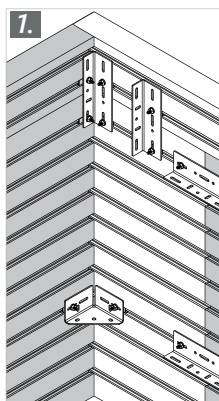


**IMPORTANT:** It is recommended to follow the BBQ manufacturer's specifications for ventilation and clearances. Permacon is not responsible for the conformity of connections, clearances and ventilation. BBQ, countertop and accessories are not included.



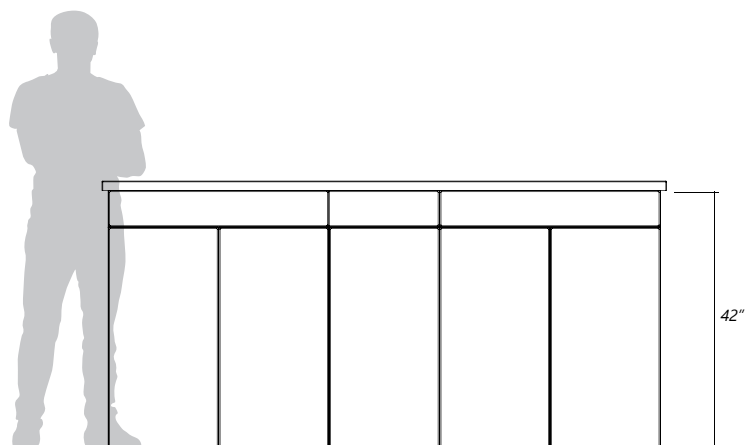


INTERIOR VIEW



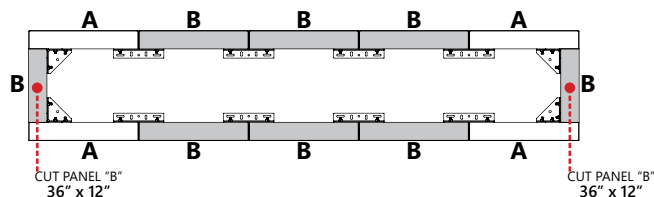
**NOTE :** Panels "B" can be replaced with panels "A" to equilibrate the pairs/layers. Panels "A" can't be replaced by the panels "B".

FRONT VIEW

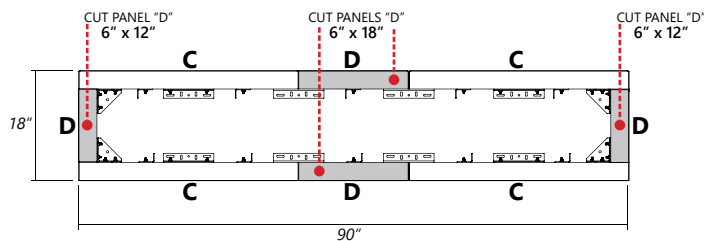


TOP VIEW

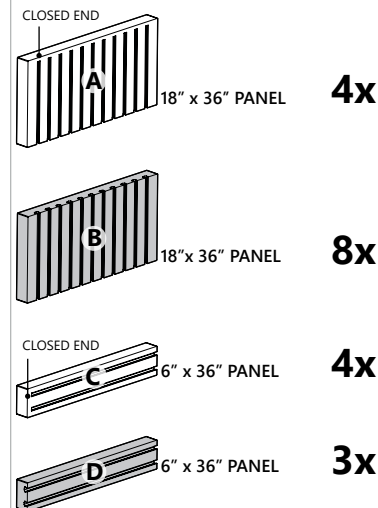
18" x 36" PANELS



6" x 36" PANELS

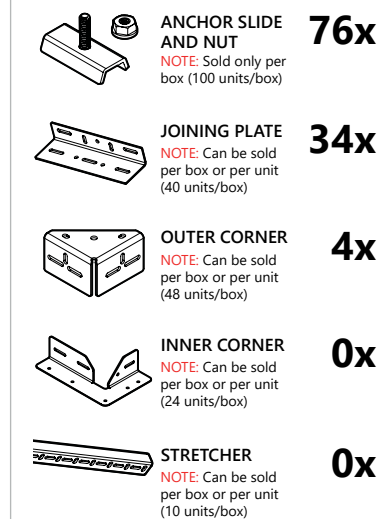


REQUIRED PANELS



**IMPORTANT:** 18 x 36" panels are sold in pair/layer or in full pallet only. 6 x 36" panels are sold per unit or in layer or in full pallet.

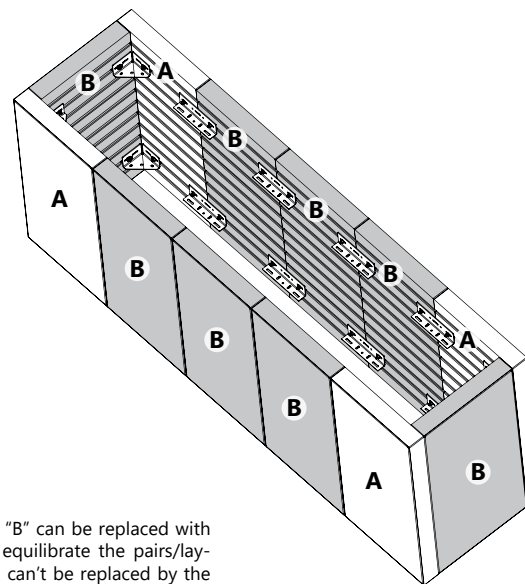
REQUIRED HARDWARE



**TOTAL WEIGHT** 1968 Lbs  
 (PANELS & HARDWARE)

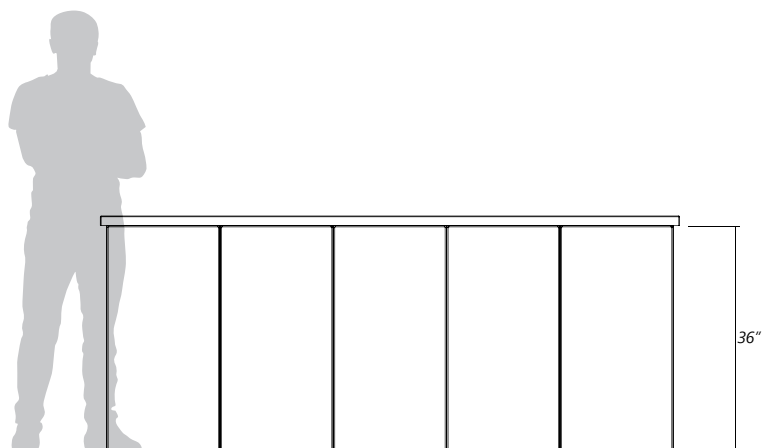


INTERIOR VIEW

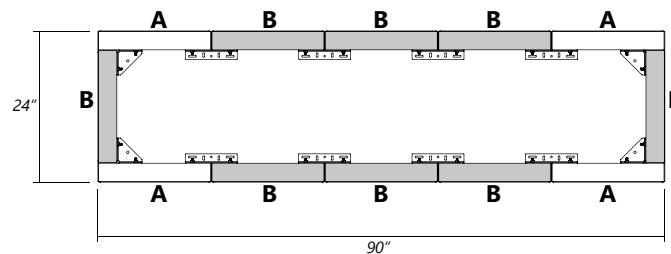


**NOTE :** Panels "B" can be replaced with panels "A" to equilibrate the pairs/layers. Panels "A" can't be replaced by the panels "B".

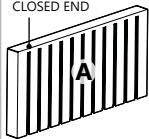

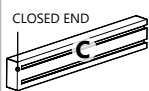

FRONT VIEW



TOP VIEW

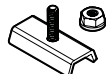
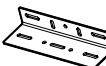





## REQUIRED PANELS

|   |                 |           |
|---|-----------------|-----------|
|  | 18" x 36" PANEL | <b>4x</b> |
|  | 18" x 36" PANEL | <b>8x</b> |
|  | 6" x 36" PANEL  | <b>0x</b> |
|  | 6" x 36" PANEL  | <b>0x</b> |

**IMPORTANT:** 18 x 36" panels are sold in pair/layer or in full pallet only. 6 x 36" panels are sold per unit or in layer or in full pallet.

## REQUIRED HARDWARE

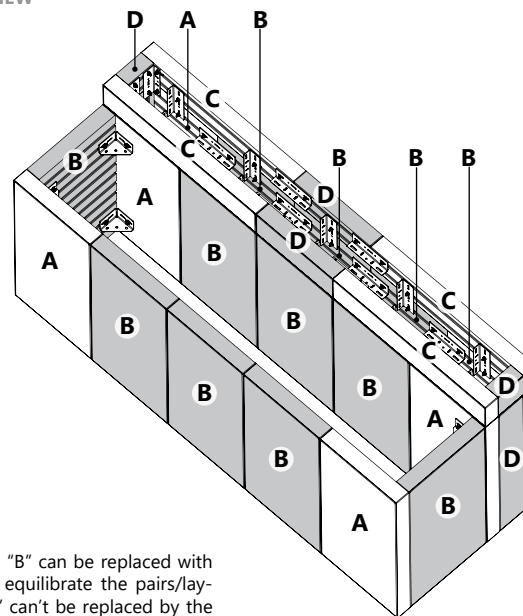
|   |   |            |
|---|---|------------|
|    | <b>ANCHOR SLIDE AND NUT</b><br><b>NOTE:</b> Sold only per box (100 units/box)       | <b>48x</b> |
|  | <b>JOINING PLATE</b><br><b>NOTE:</b> Can be sold per box or per unit (40 units/box) | <b>16x</b> |
|  | <b>OUTER CORNER</b><br><b>NOTE:</b> Can be sold per box or per unit (48 units/box)  | <b>8x</b>  |
|  | <b>INNER CORNER</b><br><b>NOTE:</b> Can be sold per box or per unit (24 units/box)  | <b>0x</b>  |
|  | <b>STRETCHER</b><br><b>NOTE:</b> Can be sold per box or per unit (10 units/box)     | <b>0x</b>  |

**TOTAL WEIGHT** **1815 Lbs**  
 (PANELS & HARDWARE)



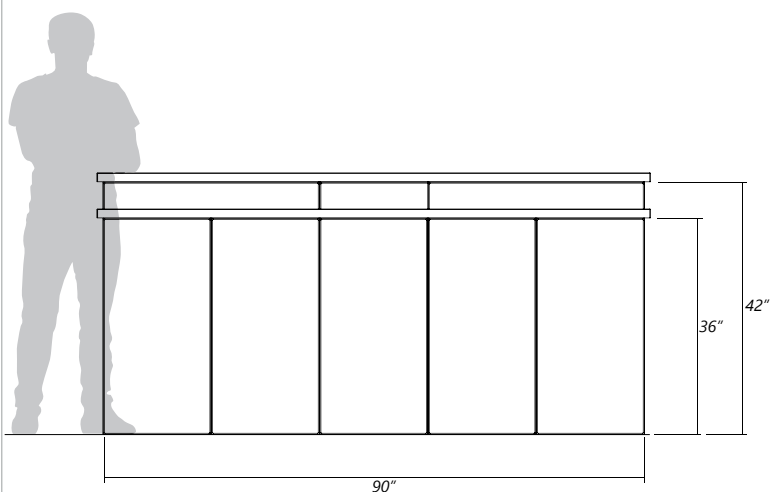
INTERIOR VIEW

For more details see next page



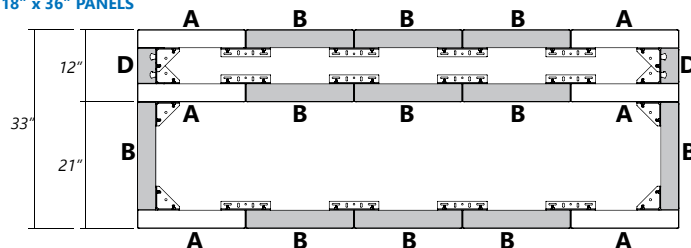
**NOTE :** Panels "B" can be replaced with panels "A" to equilibrate the pairs/layers. Panels "A" can't be replaced by the panels "B".

FRONT VIEW

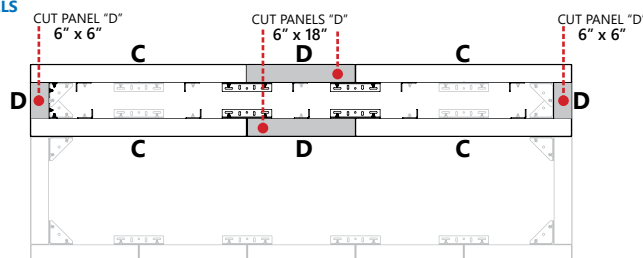


TOP VIEW

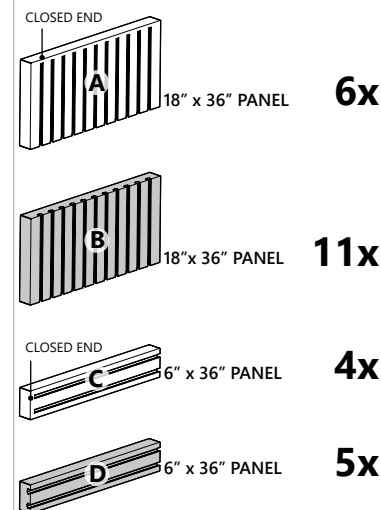
18" x 36" PANELS



6" x 36" PANELS

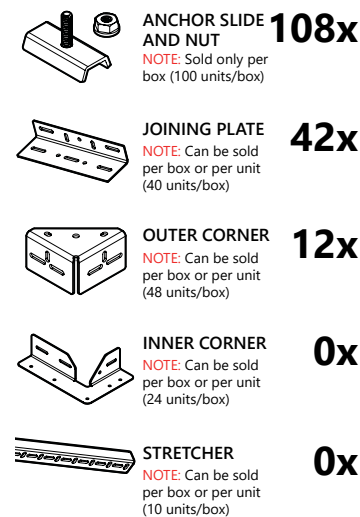


## REQUIRED PANELS



**IMPORTANT:** 18 x 36" panels are sold in pair/layer or in full pallet only. 6 x 36" panels are sold per unit or in layer or in full pallet.

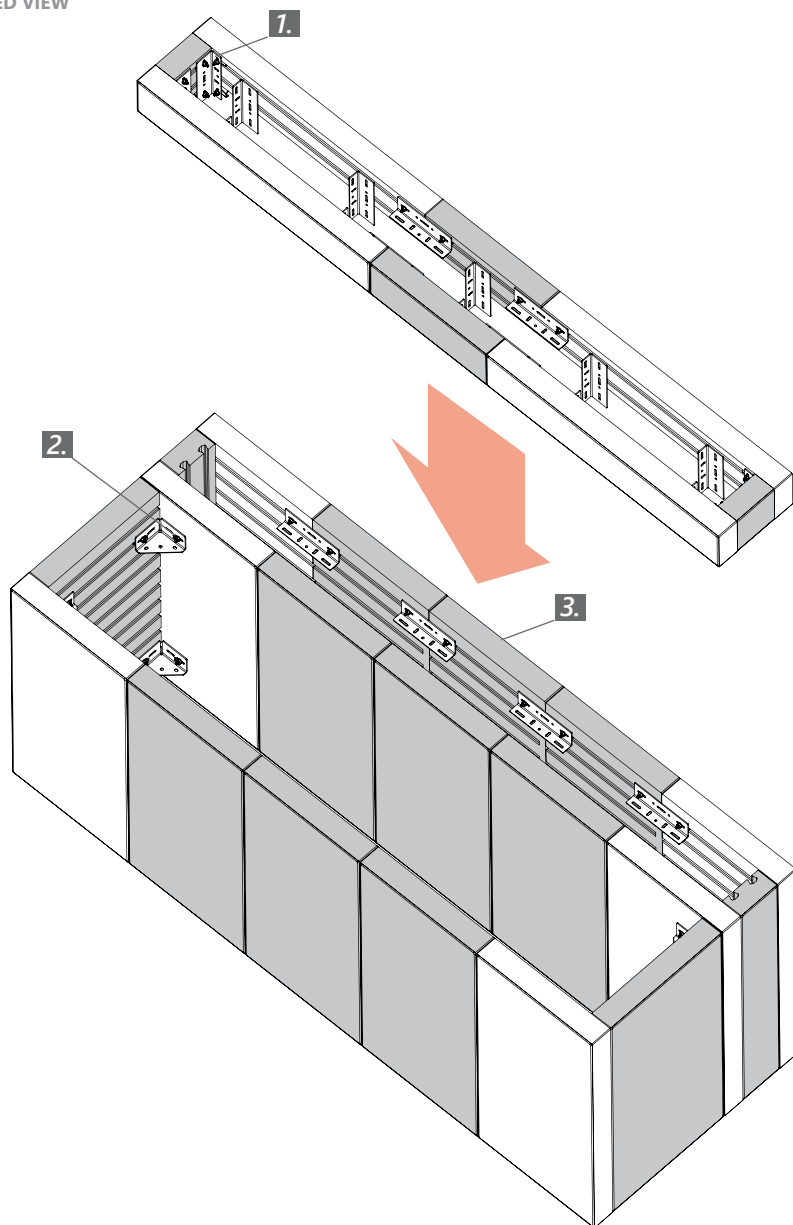
## REQUIRED HARDWARE




**TOTAL WEIGHT** **2934 Lbs**  
 (PANELS & HARDWARE)



EXPLODED VIEW



1.

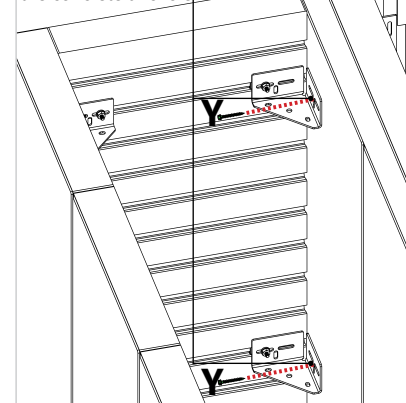


Use a JOINING PLATE for the top corners, to join the 4 panels.

Use an OUTER CORNER for the bottom corners.

2.

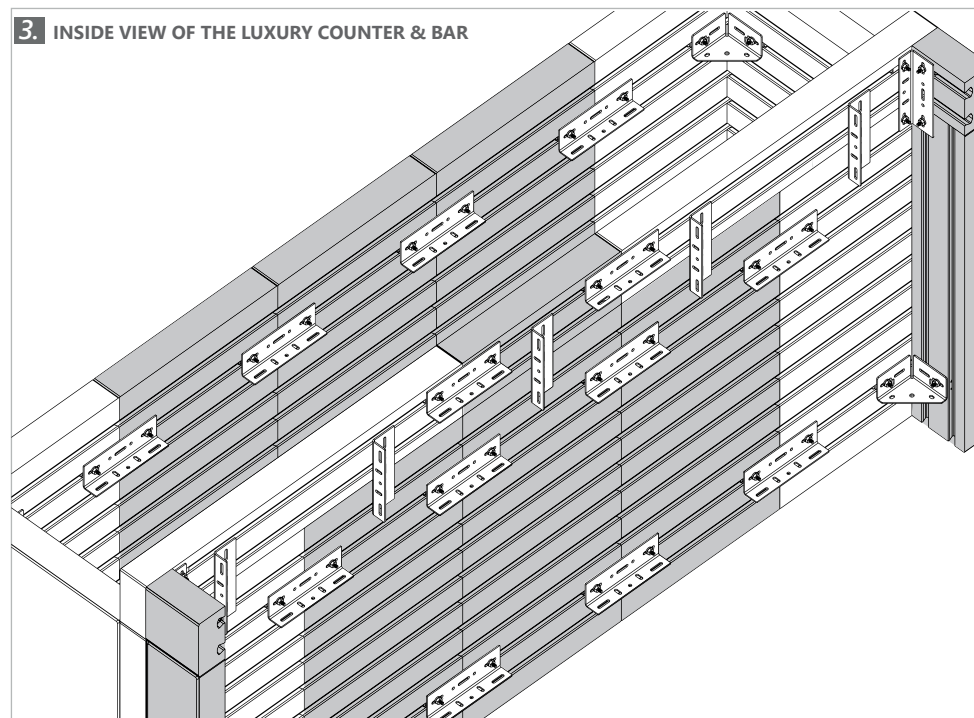
Drill concrete panel to install the concrete anchors.



**NOTE :** Y: Treated concrete anchor (Tapcon®) 1/4"x1 3/4" or 3/16" x 1 3/4"

3.

INSIDE VIEW OF THE LUXURY COUNTER &amp; BAR

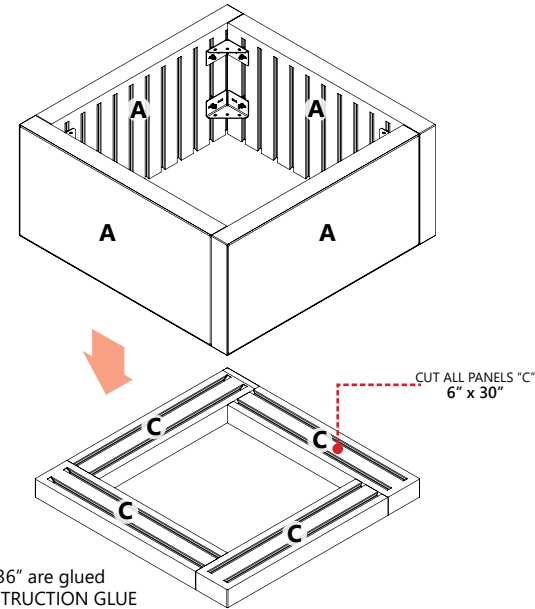


# RECESSED WOOD FIRE PIT

ARTEX • PANEL SYSTEM

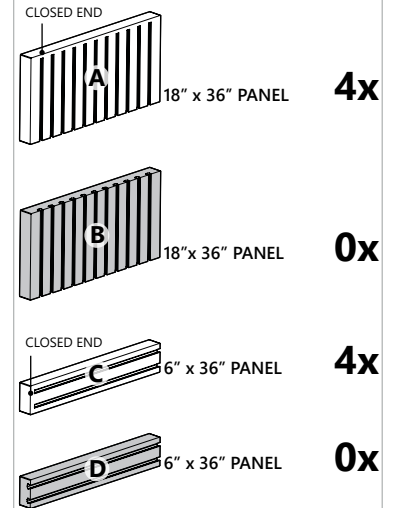


INTERIOR VIEW



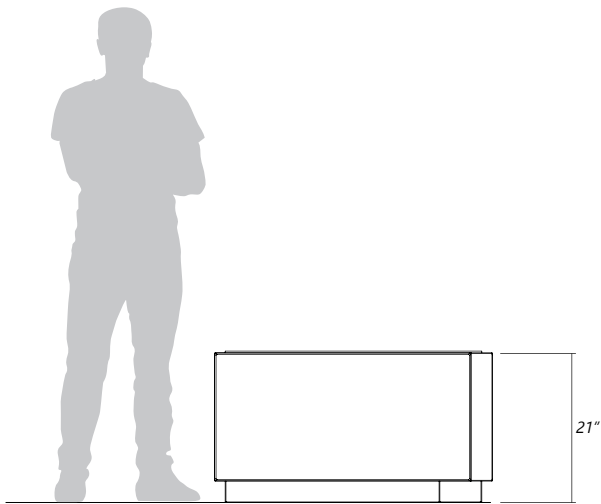
**NOTE:** The panels 18x36" are glued with 6x36" using CONSTRUCTION GLUE or STRUCTURE BOND

## REQUIRED PANELS

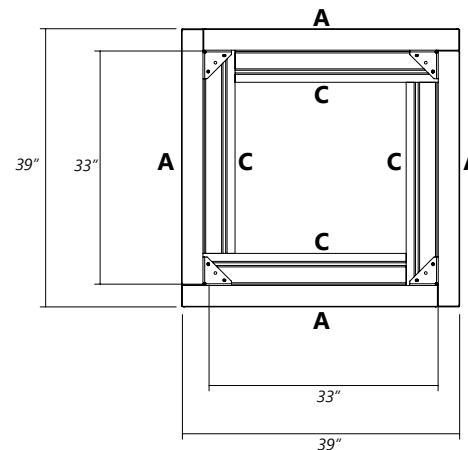


**IMPORTANT:** 18 x 36" panels are sold in pair/layer or in full pallet only. 6 x 36" panels are sold per unit or in layer or in full pallet.

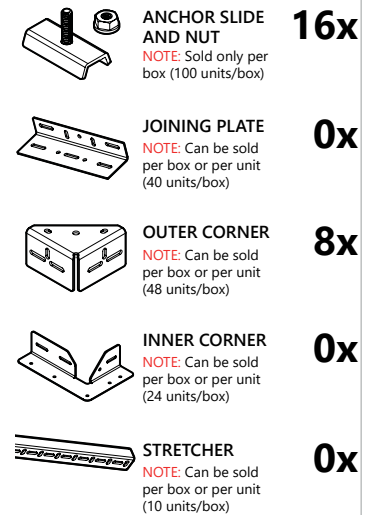
FRONT VIEW



TOP VIEW



## REQUIRED HARDWARE



**IMPORTANT:** It is recommended to follow the burner manufacturer's specifications for ventilation. Permacon is not responsible for the conformity of connections, clearances and ventilation. Metal liner plate and accessories are not included.

**TOTAL WEIGHT** **772 Lbs**  
 (PANELS & HARDWARE)

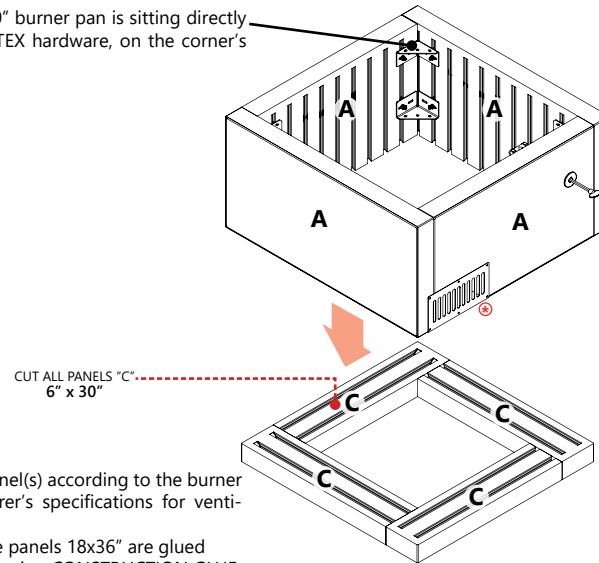
# RECESSED GAS FIRE PIT

ARTEX • PANEL SYSTEM



## INTERIOR VIEW

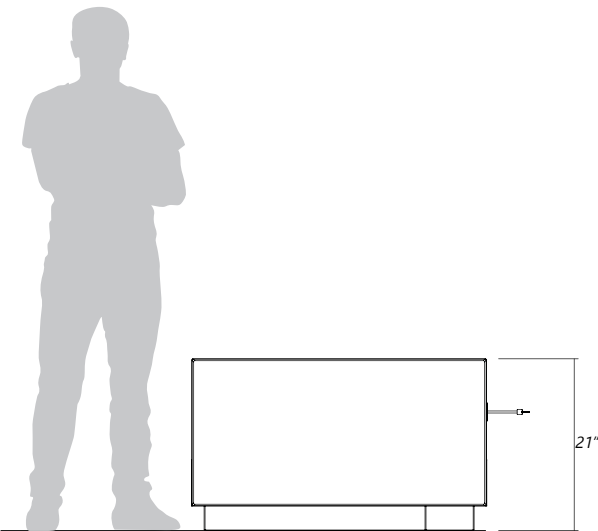
The 30"x30" burner pan is sitting directly on the ARTEX hardware, on the corner's brackets.



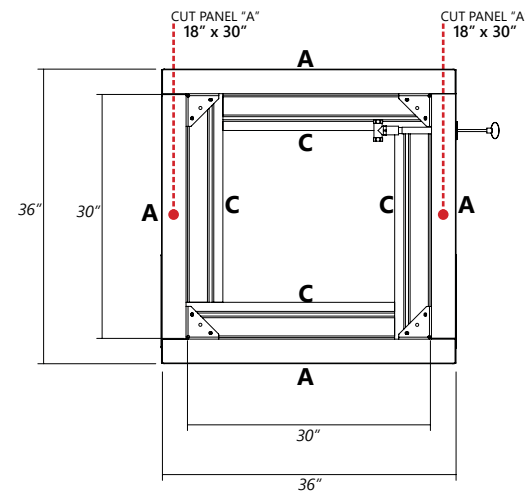
⊗ Cut panel(s) according to the burner manufacturer's specifications for ventilation.

**NOTE :** The panels 18x36" are glued with 6x36" using CONSTRUCTION GLUE or STRUCTURE BOND

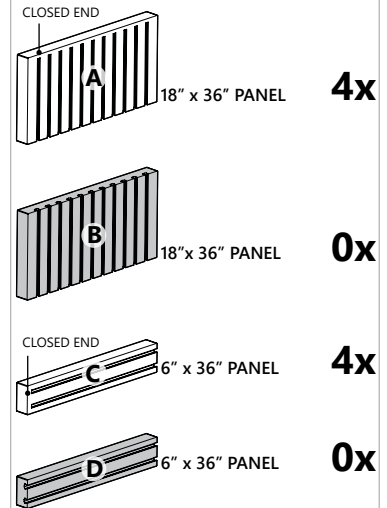
## FRONT VIEW



## TOP VIEW

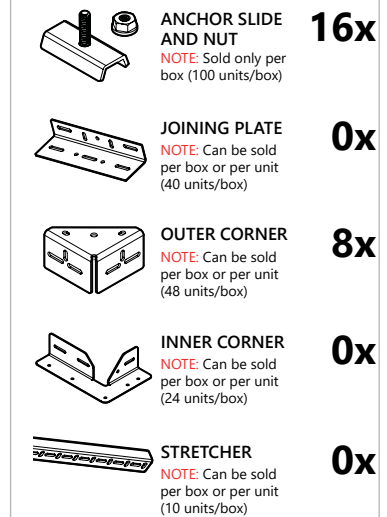


## REQUIRED PANELS



**IMPORTANT:** 18 x 36" panels are sold in pair/layer or in full pallet only. 6 x 36" panels are sold per unit or in layer or in full pallet.

## REQUIRED HARDWARE



**IMPORTANT:** It is recommended to follow the burner manufacturer's specifications for ventilation. Permacon is not responsible for the conformity of connections, clearances and ventilation. Burner pan and accessories are not included. PROPOSED MODEL: Linzel SQUARE Burner 30" PLATE KIT

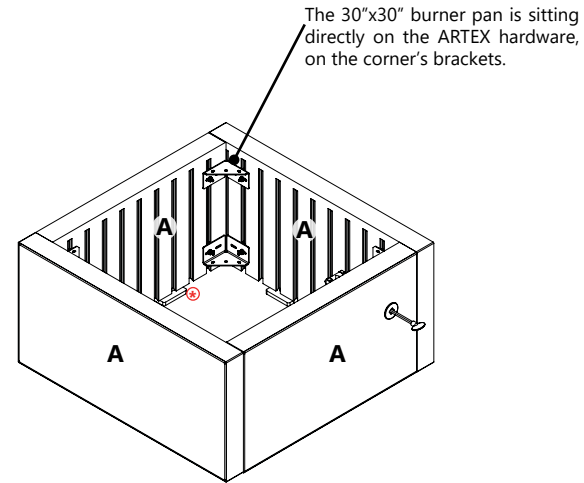
**TOTAL WEIGHT** 683 Lbs  
(PANELS & HARDWARE)

## GAS FIRE PIT

ARTEX • PANEL SYSTEM

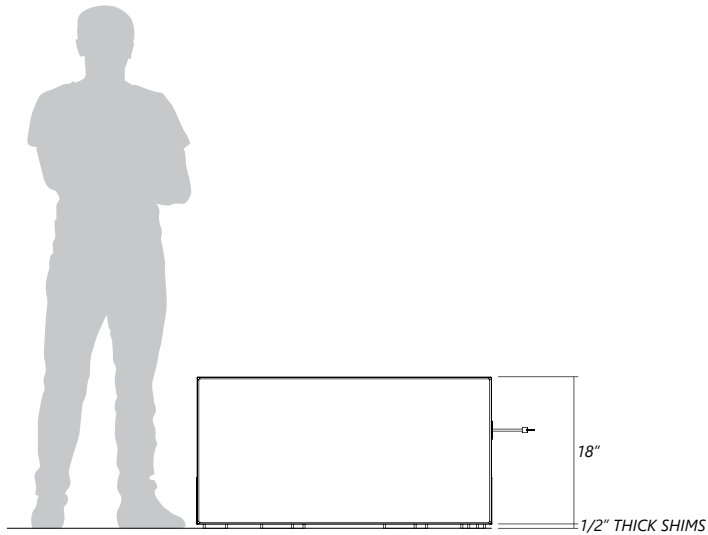


INTERIOR VIEW

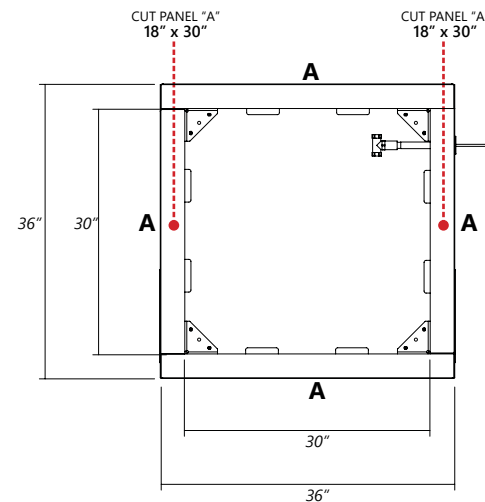


⊕ Add 0,5" thick PLASTIC SHIMS for ventilation

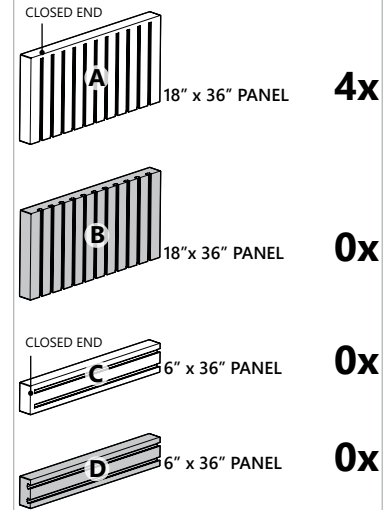
FRONT VIEW



TOP VIEW

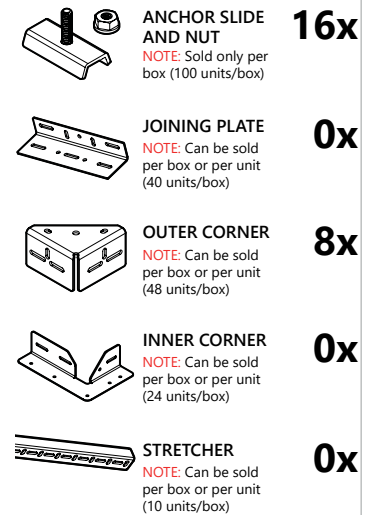


## REQUIRED PANELS



**IMPORTANT:** 18 x 36" panels are sold in pair/layer or in full pallet only. 6 x 36" panels are sold per unit or in layer or in full pallet.

## REQUIRED HARDWARE



**IMPORTANT:** It is recommended to follow the firekit manufacturer's specifications for ventilation. Permacon is not responsible for the conformity of connections, clearances and ventilation. Burner pan and accessories are not included. PROPOSED MODEL: Linzel SQUARE Burner 30" PLATE KIT

**TOTAL WEIGHT** **535 Lbs**  
 (PANELS & HARDWARE)



# RECESSED RECTANGULAR GAS FIRE PIT

ARTEX • PANEL SYSTEM



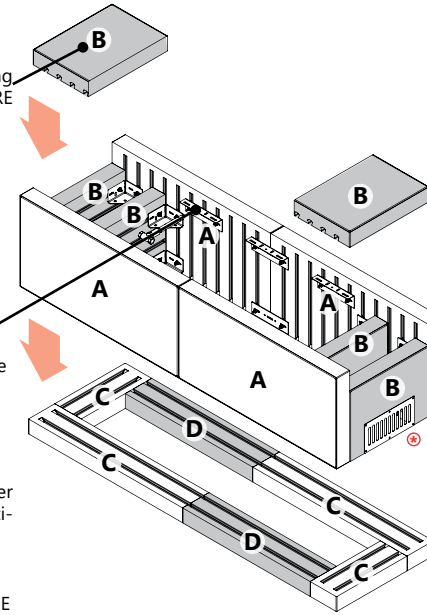
## INTERIOR VIEW

The panels on the top are glued using CONSTRUCTION GLUE or STRUCTURE BOND

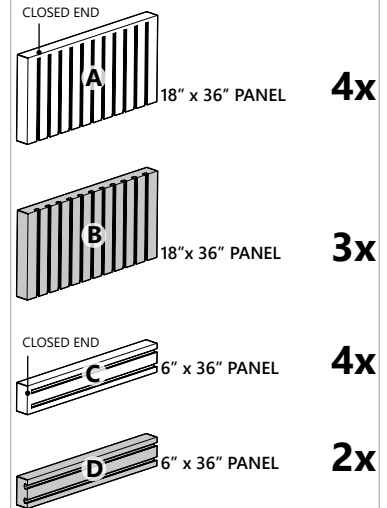
The 17"x46" burner pan is sitting directly on the ARTEX hardware, on the joinings brackets.

Ⓢ Cut panel(s) according to the burner manufacturer's specifications for ventilation.

**NOTE:** The panels 18x36" are glued with 6x36" using CONSTRUCTION GLUE or STRUCTURE BOND

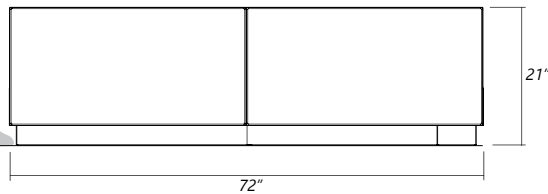


## REQUIRED PANELS

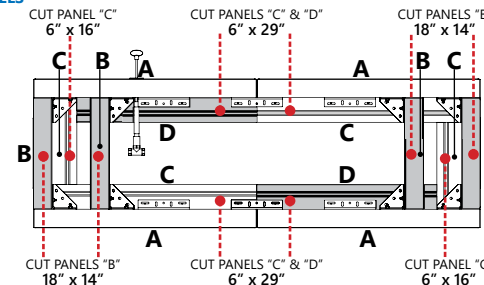


**IMPORTANT:** 18 x 36" panels are sold in pair/layer or in full pallet only. 6 x 36" panels are sold per unit or in layer or in full pallet.

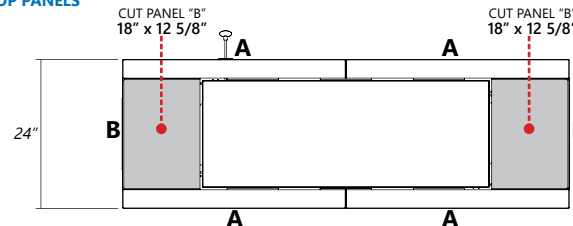
## FRONT VIEW



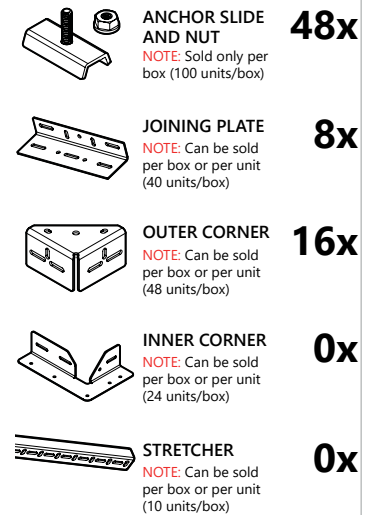
## TOP VIEW WITHOUT TOP PANELS



## WITH TOP PANELS



## REQUIRED HARDWARE



**IMPORTANT:** It is recommended to follow the firekit manufacturer's specifications for ventilation. Permacon is not responsible for the conformity of connections, clearances and ventilation. Burner pan and accessories are not included. PROPOSED MODEL : Linzel H-STYLE Burner 46" x 17" PLATE KIT

**TOTAL WEIGHT** 1130 Lbs  
 (PANELS & HARDWARE)

# RECTANGULAR GAS FIRE PIT

ARTEX • PANEL SYSTEM



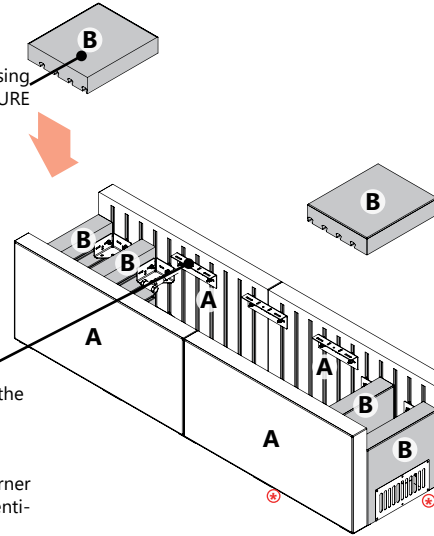
## INTERIOR VIEW

The panels on the top are glued using CONSTRUCTION GLUE or STRUCTURE BOND

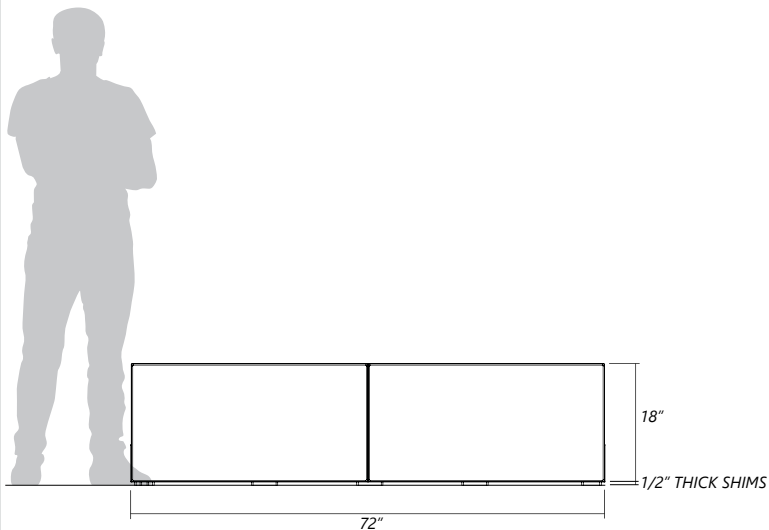
The 17"x46" burner pan is sitting directly on the ARTEX hardware, on the joinings brackets.

④ Cut panel(s) according to the burner manufacturer's specifications for ventilation.

④ Add 0,5" thick PLASTIC SHIMS for ventilation

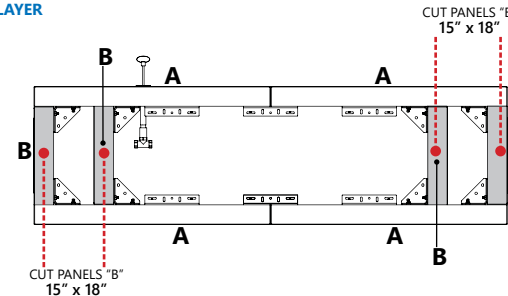


## FRONT VIEW

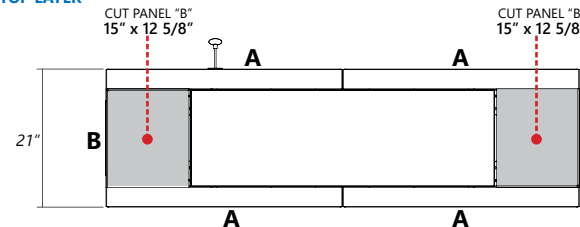


## TOP VIEW

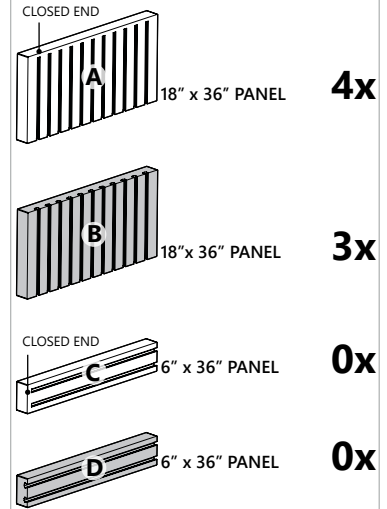
### WITHOUT TOP LAYER



### WITH TOP LAYER

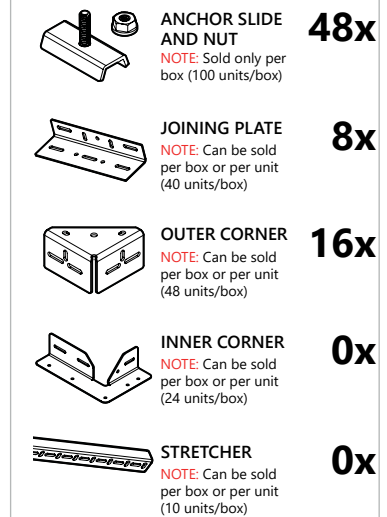


## REQUIRED PANELS



**IMPORTANT:** 18 x 36" panels are sold in pair/layer or in full pallet only. 6 x 36" panels are sold per unit or in layer or in full pallet.

## REQUIRED HARDWARE



**IMPORTANT:** It is recommended to follow the firekit manufacturer's specifications for ventilation. Permacon is not responsible for the conformity of connections, clearances and ventilation. Burner plate and accessories are not included. PROPOSED MODEL : Linzel H-STYLE Burner 46" x 15" PLATE KIT

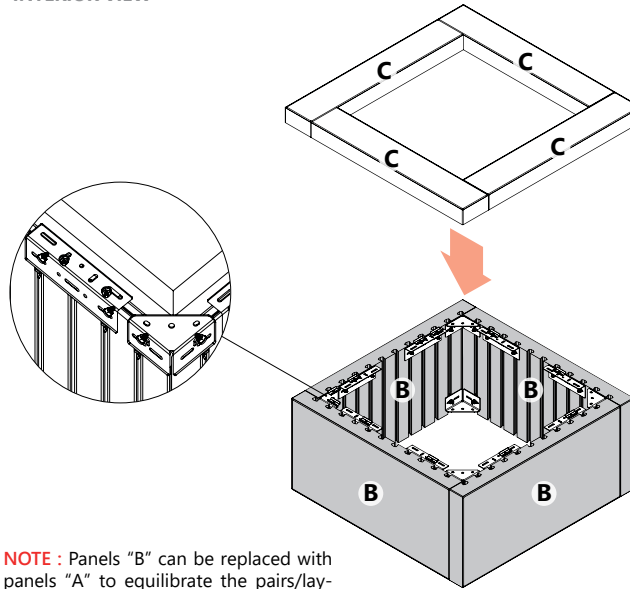
**TOTAL WEIGHT** **880 Lbs**  
(PANELS & HARDWARE)

# SQUARE PLANTER

ARTEX • PANEL SYSTEM

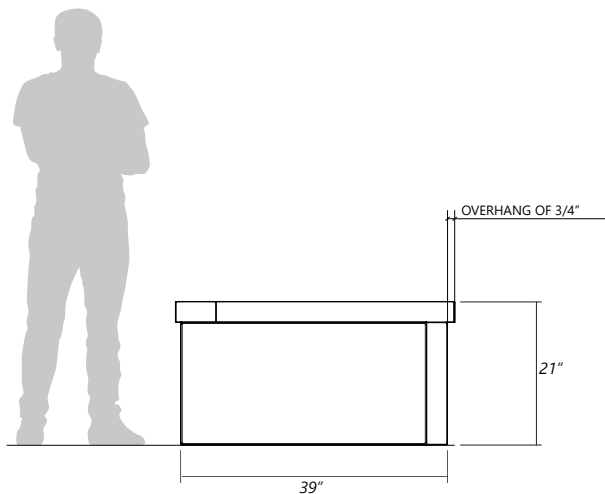


INTERIOR VIEW

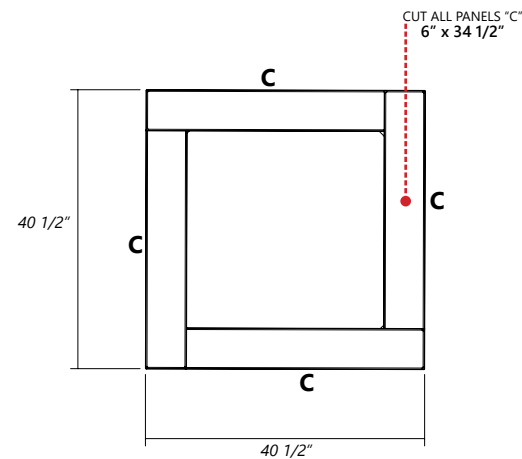


**NOTE :** Panels "B" can be replaced with panels "A" to equilibrate the pairs/layers. Panels "A" can't be replaced by the panels "B".

FRONT VIEW



TOP VIEW



## REQUIRED PANELS

|  |                 |    |
|--|-----------------|----|
|  | 18" x 36" PANEL | 0x |
|  | 18" x 36" PANEL | 4x |
|  | 6" x 36" PANEL  | 4x |
|  | 6" x 36" PANEL  | 0x |

**IMPORTANT:** 18 x 36" panels are sold in pair/layer or in full pallet only. 6 x 36" panels are sold per unit or in layer or in full pallet.

## REQUIRED HARDWARE

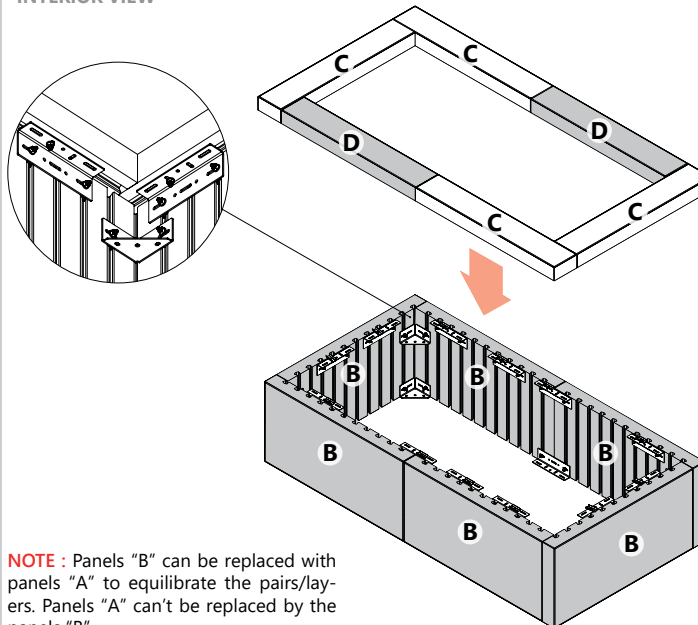
|  |  |     |
|--|--|-----|
|  | ANCHOR SLIDE AND NUT<br><b>NOTE:</b> Sold only per box (100 units/box)       | 40x |
|  | JOINING PLATE<br><b>NOTE:</b> Can be sold per box or per unit (40 units/box) | 8x  |
|  | OUTER CORNER<br><b>NOTE:</b> Can be sold per box or per unit (48 units/box)  | 8x  |
|  | INNER CORNER<br><b>NOTE:</b> Can be sold per box or per unit (24 units/box)  | 0x  |
|  | STRETCHER<br><b>NOTE:</b> Can be sold per box or per unit (10 units/box)     | 0x  |

**TOTAL WEIGHT** 804 Lbs  
(PANELS & HARDWARE)

**IMPORTANT:** Refer to page 23 of the ARTEX INSTALLATION GUIDE to about the installation of geotextile in planter box. Contact experts/engineers to validate the base preparation, the drainage, the plants & roots growth/management.

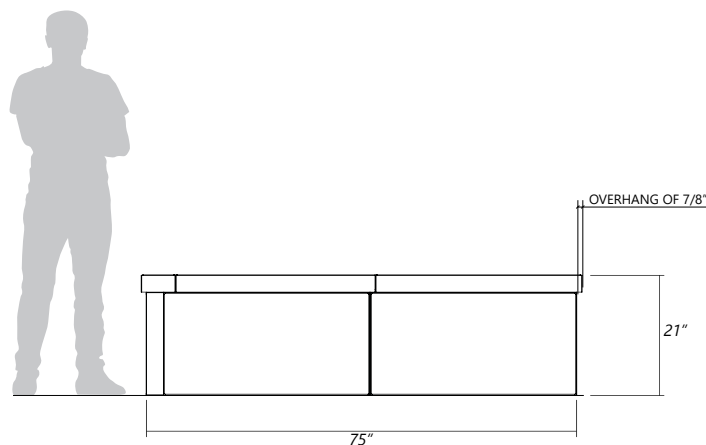


INTERIOR VIEW

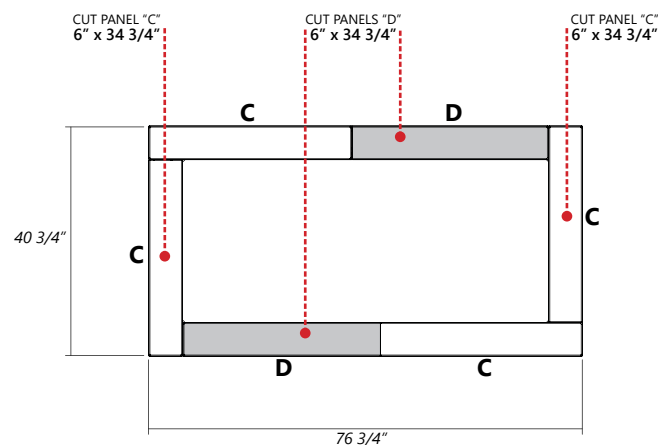


**NOTE :** Panels "B" can be replaced with panels "A" to equilibrate the pairs/layers. Panels "A" can't be replaced by the panels "B".

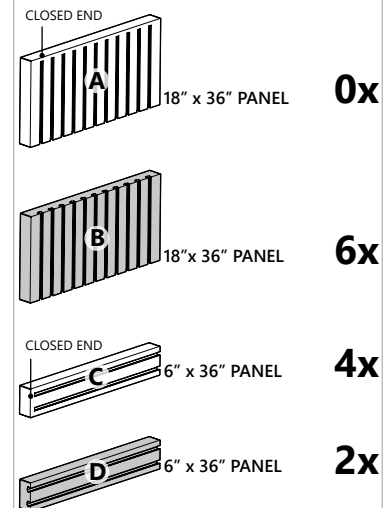
FRONT VIEW



TOP VIEW

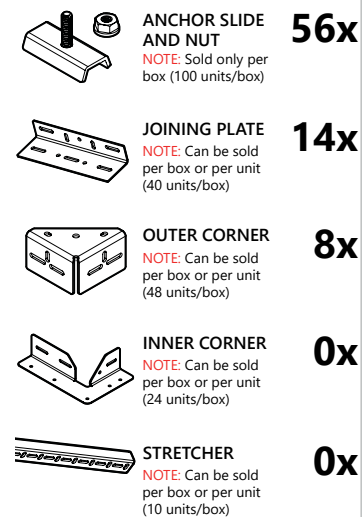


## REQUIRED PANELS



**IMPORTANT:** 18 x 36" panels are sold in pair/layer or in full pallet only. 6 x 36" panels are sold per unit or in layer or in full pallet.

## REQUIRED HARDWARE



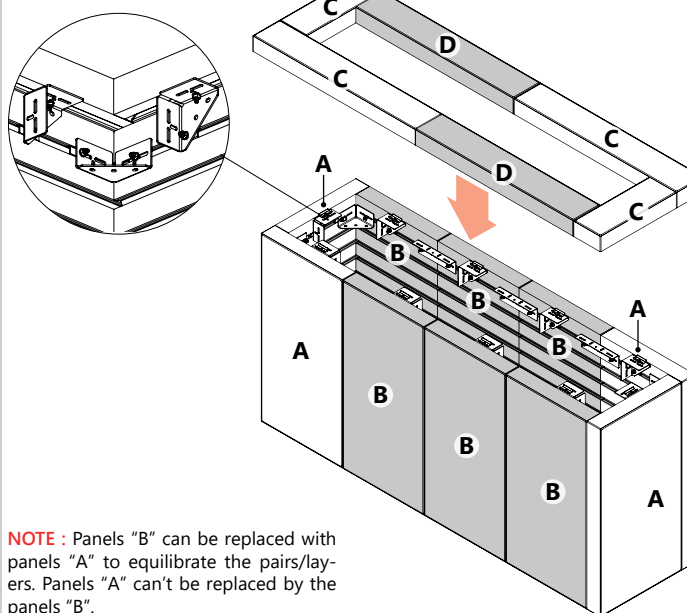
**TOTAL WEIGHT 1209 Lbs**  
(PANELS & HARDWARE)

**IMPORTANT:** Refer to page 23 of the ARTEX INSTALLATION GUIDE to about the installation of geotextile in planter box. Contact experts/engineers to validate the base preparation, the drainage, the plants & roots growth/management.



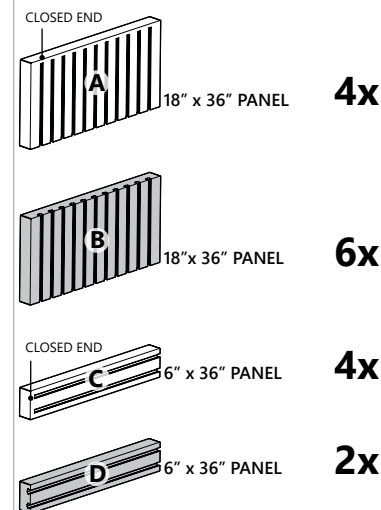


INTERIOR VIEW



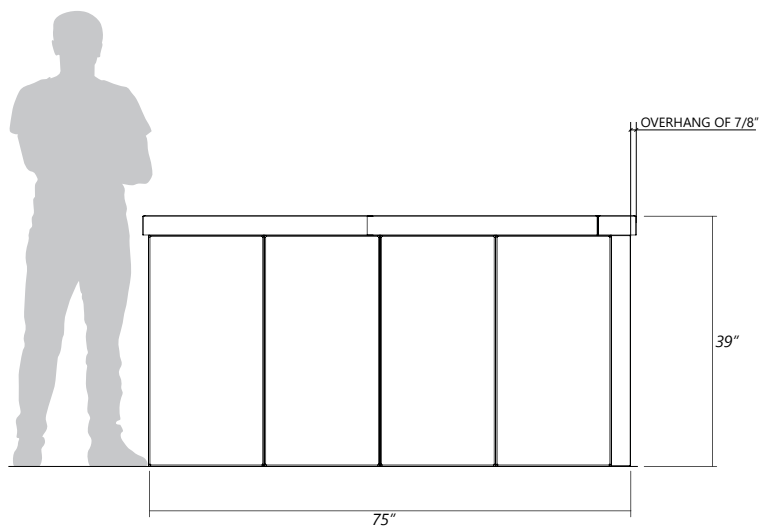
**NOTE :** Panels "B" can be replaced with panels "A" to equilibrate the pairs/layers. Panels "A" can't be replaced by the panels "B".

## REQUIRED PANELS



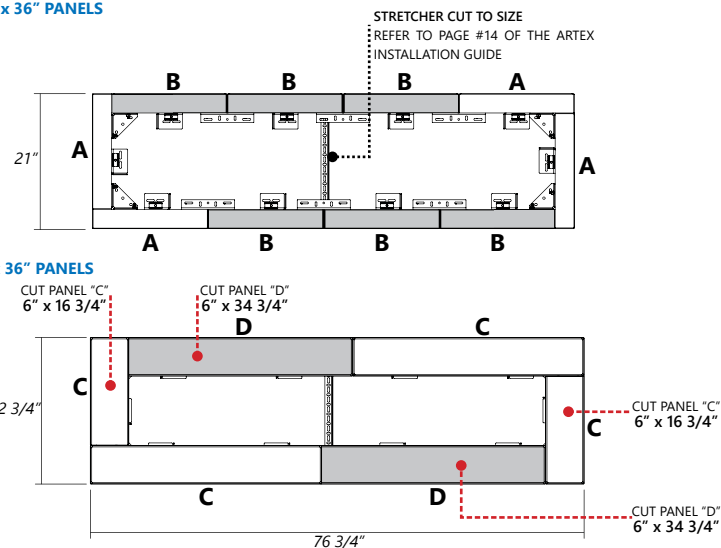
**IMPORTANT:** 18 x 36" panels are sold in pair/layer or in full pallet only. 6 x 36" panels are sold per unit or in layer or in full pallet.

FRONT VIEW

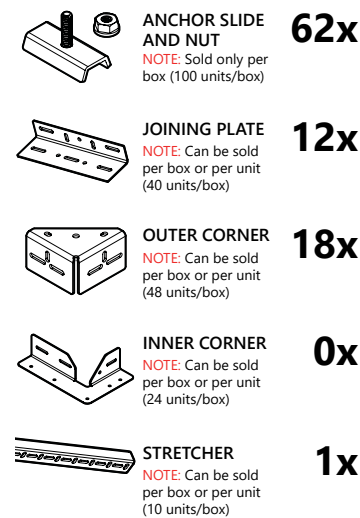


TOP VIEW

18" x 36" PANELS



## REQUIRED HARDWARE



**IMPORTANT:** Refer to page 23 of the ARTEX INSTALLATION GUIDE to about the installation of geotextile in planter box. Contact experts/engineers to validate the base preparation, the drainage, the plants & roots growth/management.

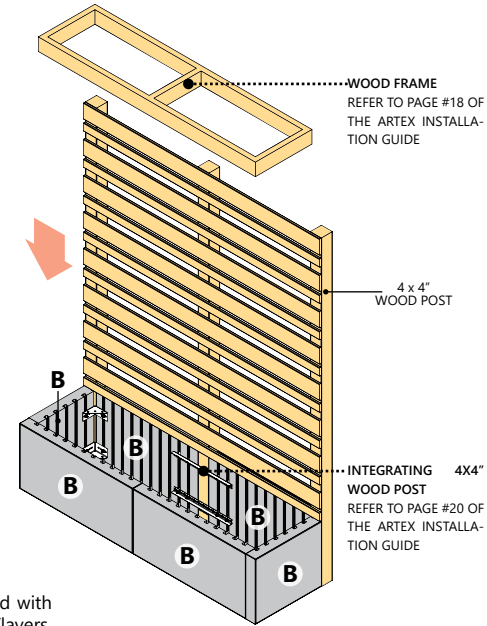
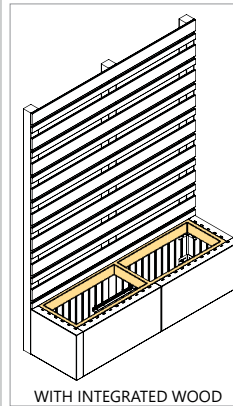
**TOTAL WEIGHT** **1765 Lbs**  
 (PANELS & HARDWARE)

# PRIVACY WALL WITH BENCH

ARTEX • PANEL SYSTEM

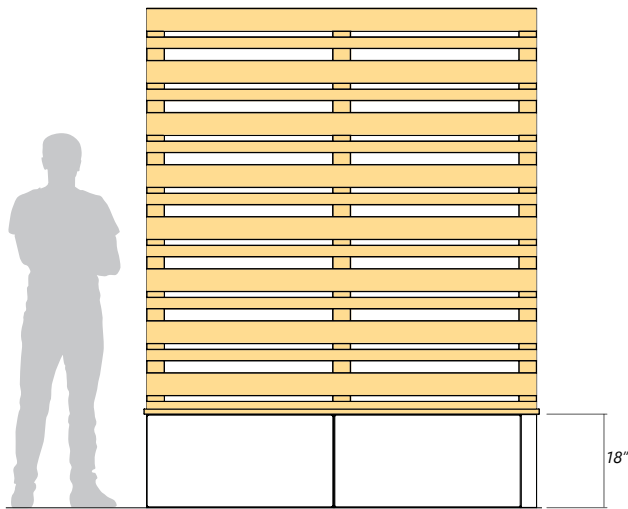


INTERIOR VIEW

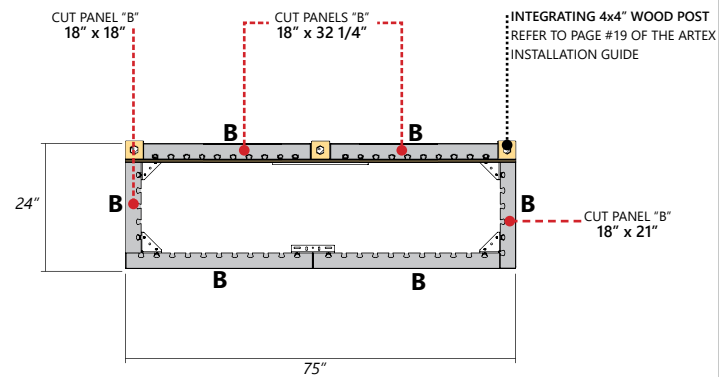


**NOTE :** Panels "B" can be replaced with panels "A" to equilibrate the pairs/layers.

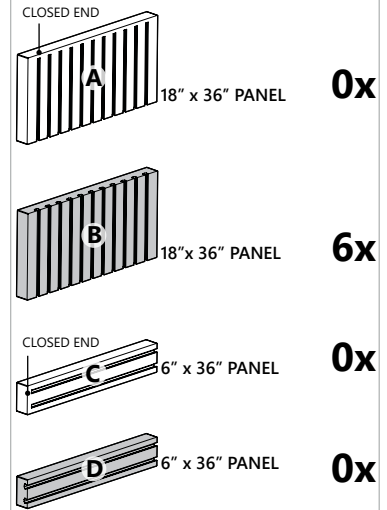
FRONT VIEW



TOP VIEW

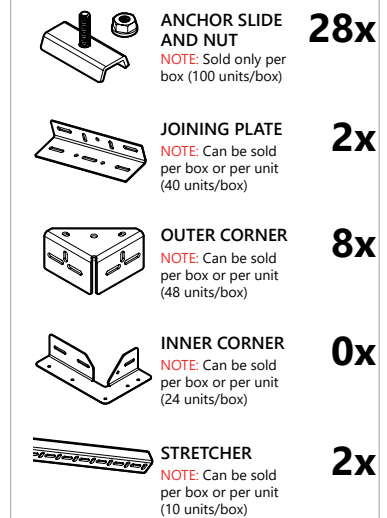


## REQUIRED PANELS



**IMPORTANT:** 18 x 36" panels are sold in pair/layer or in full pallet only. 6 x 36" panels are sold per unit or in layer or in full pallet.

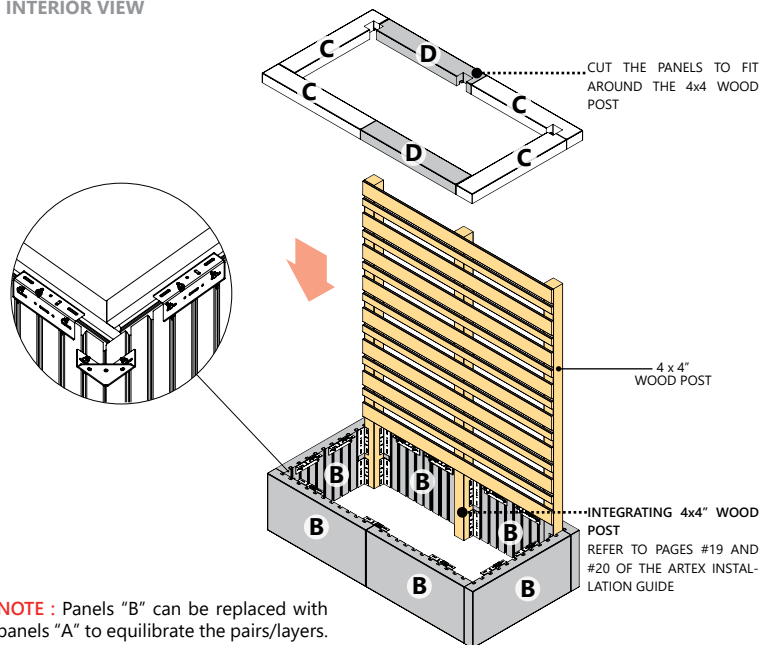
## REQUIRED HARDWARE



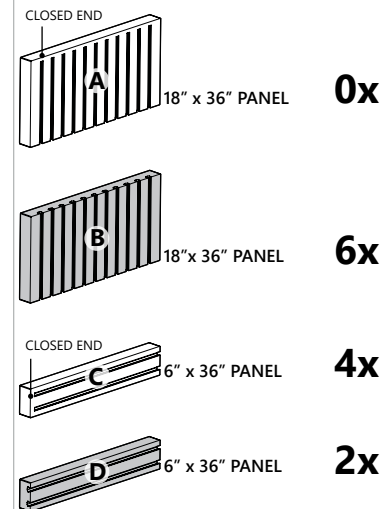
**TOTAL WEIGHT 740 Lbs**  
(PANELS & HARDWARE)



INTERIOR VIEW

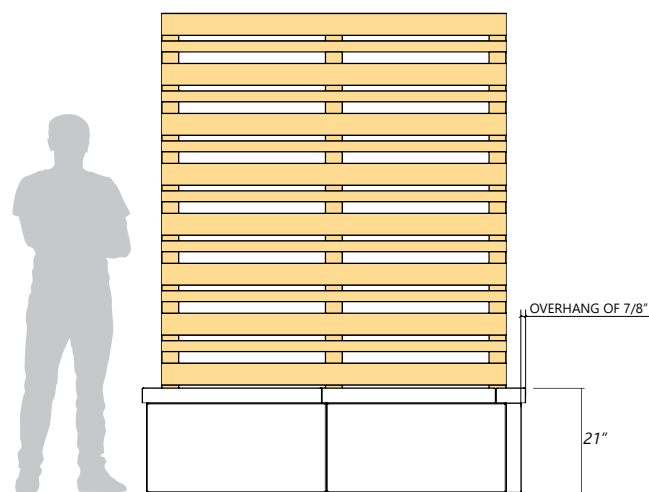


## REQUIRED PANELS



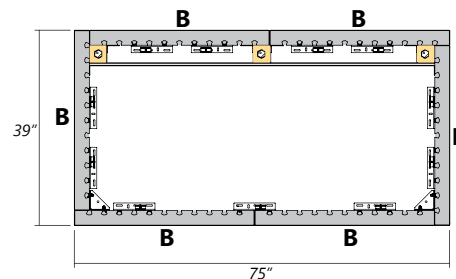
**IMPORTANT:** 18 x 36" panels are sold in pair/layer or in full pallet only. 6 x 36" panels are sold per unit or in layer or in full pallet.

FRONT VIEW

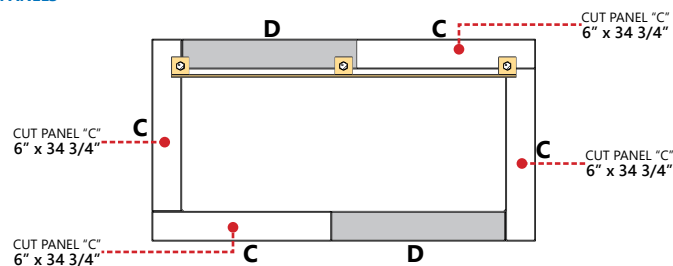


TOP VIEW

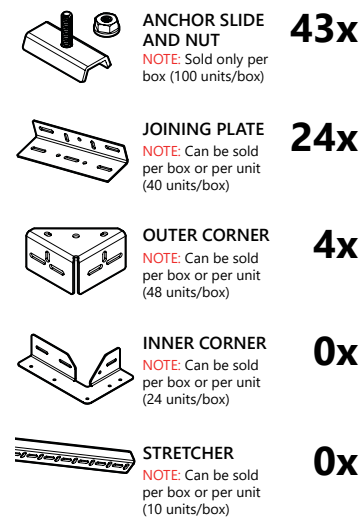
18" x 36" PANELS



6" x 36" PANELS



## REQUIRED HARDWARE



**IMPORTANT:** Refer to page 23 of the ARTEX INSTALLATION GUIDE to about the installation of geotextile in planter box. Contact experts/engineers to validate the base preparation, the drainage, the plants & roots growth/management.

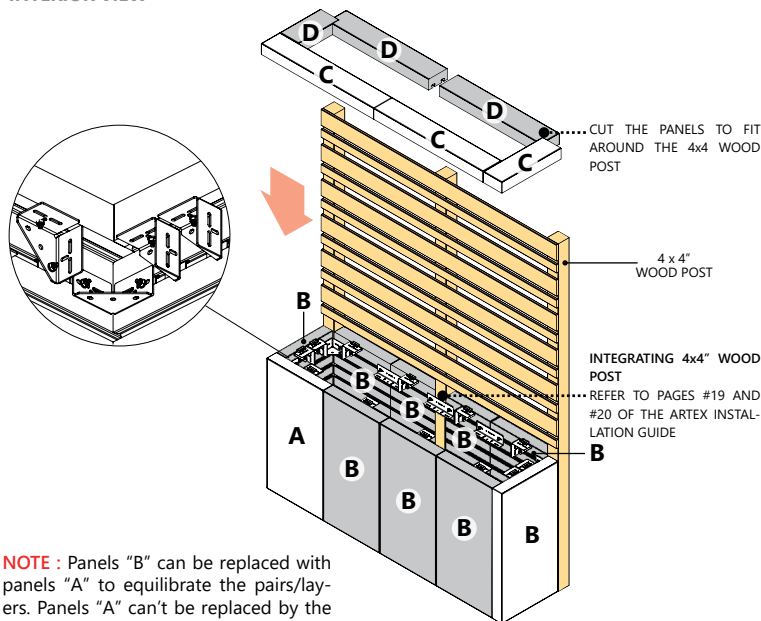
**TOTAL WEIGHT 1206 Lbs**  
 (PANELS & HARDWARE)

# 23. PRIVACY WALL WITH VERTICAL PLANTER

ARTEX • PANEL SYSTEM

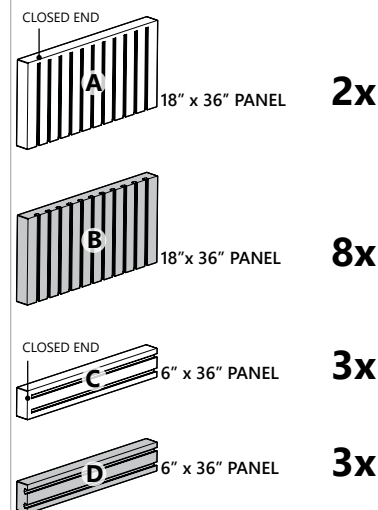


INTERIOR VIEW



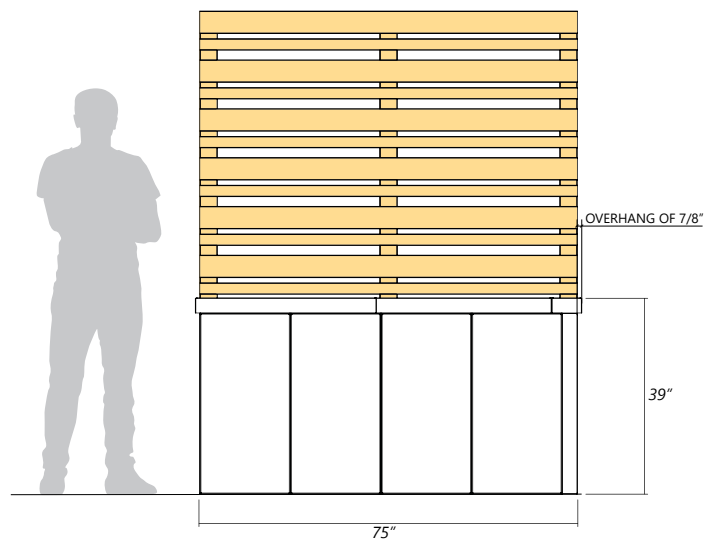
**NOTE :** Panels "B" can be replaced with panels "A" to equilibrate the pairs/layers. Panels "A" can't be replaced by the panels "B".

## REQUIRED PANELS

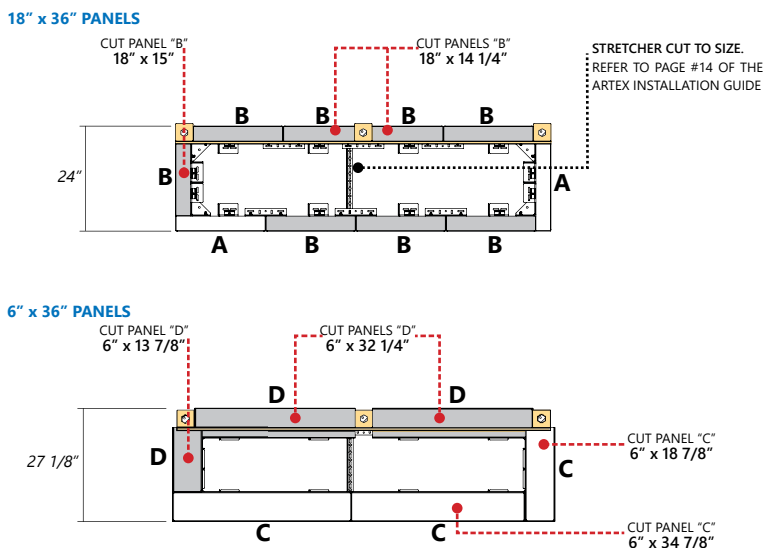


**IMPORTANT:** 18 x 36\" panels are sold in pair/layer or in full pallet only. 6 x 36\" panels are sold per unit or in layer or in full pallet.

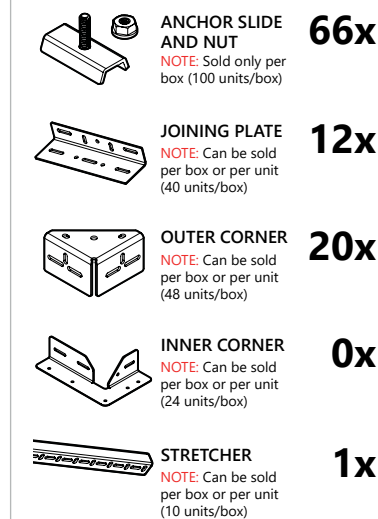
FRONT VIEW



TOP VIEW



## REQUIRED HARDWARE



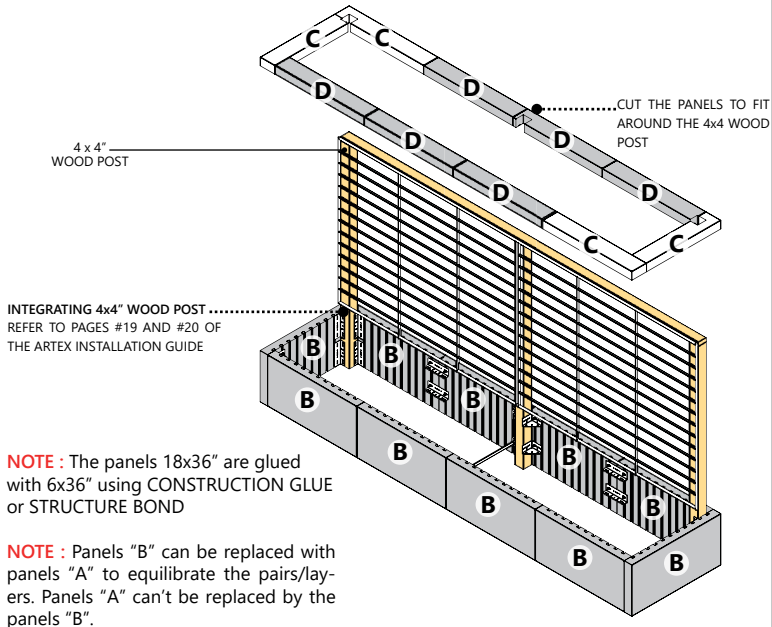
**IMPORTANT:** Refer to page 23 of the ARTEX INSTALLATION GUIDE to about the installation of geotextile in planter box. Contact experts/engineers to validate the base preparation, the drainage, the plants & roots growth/management.

**TOTAL WEIGHT 1667 Lbs**  
(PANELS & HARDWARE)

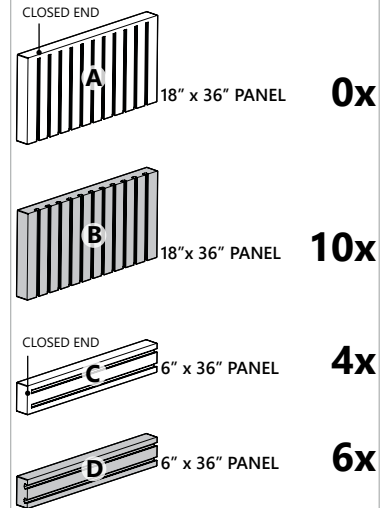




## INTERIOR VIEW

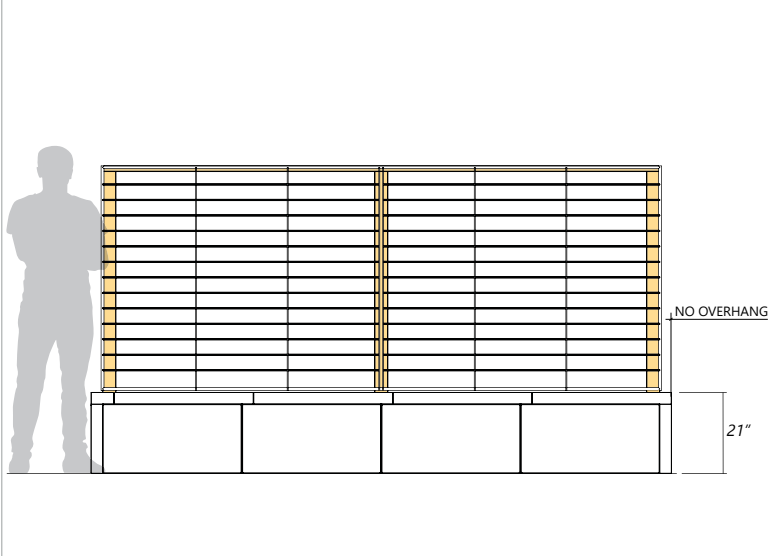


## REQUIRED PANELS



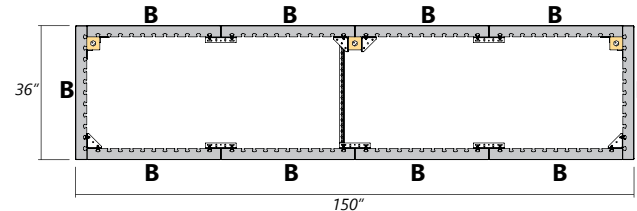
**IMPORTANT:** 18 x 36" panels are sold in pair/layer or in full pallet only. 6 x 36" panels are sold per unit or in layer or in full pallet.

## FRONT VIEW

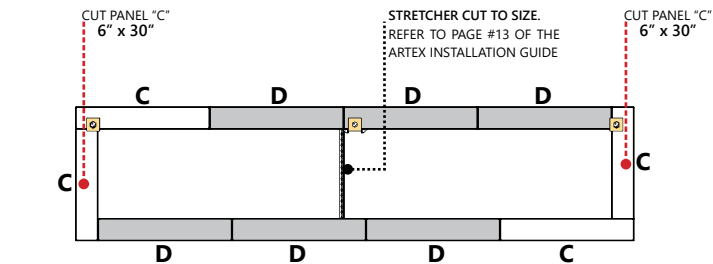


## TOP VIEW

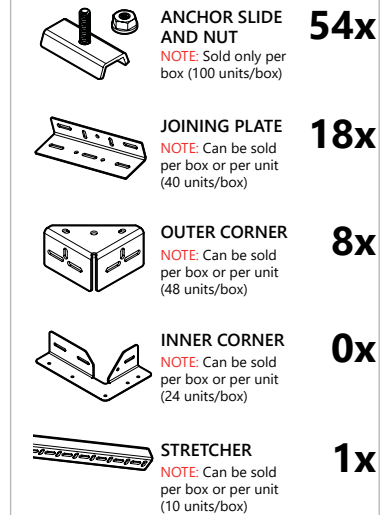
## 18" x 36" PANELS



## 6" x 36" PANELS



## REQUIRED HARDWARE



**IMPORTANT:** Refer to page 23 of the ARTEX INSTALLATION GUIDE to about the installation of geotextile in planter box. Contact experts/engineers to validate the base preparation, the drainage, the plants & roots growth/management.

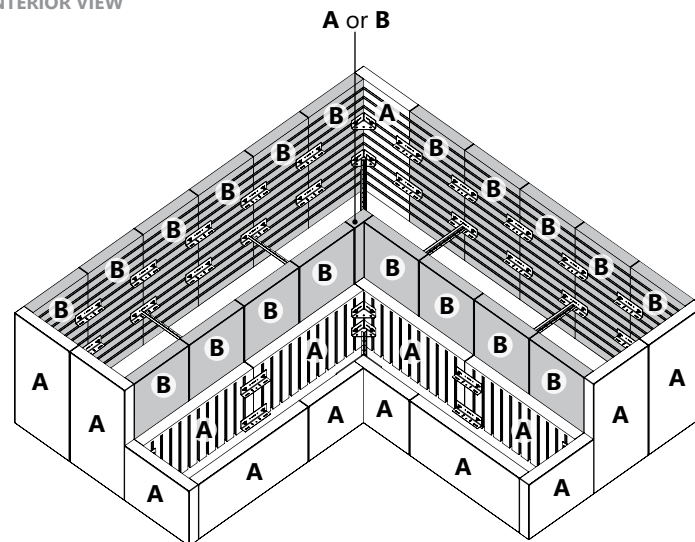
**TOTAL WEIGHT 1986 Lbs**  
 (PANELS & HARDWARE)

# CORNER MULTILEVED RAISED GARDEN

ARTEX • PANEL SYSTEM

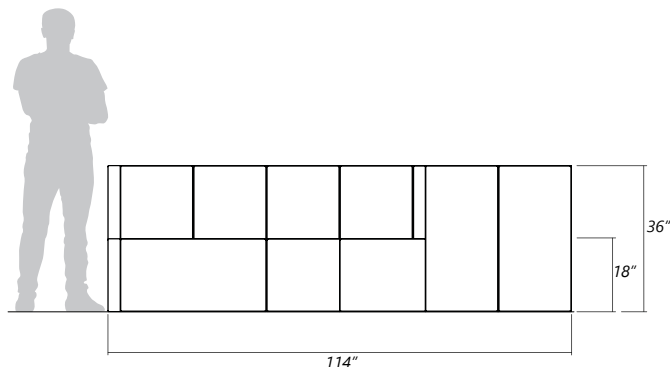


INTERIOR VIEW

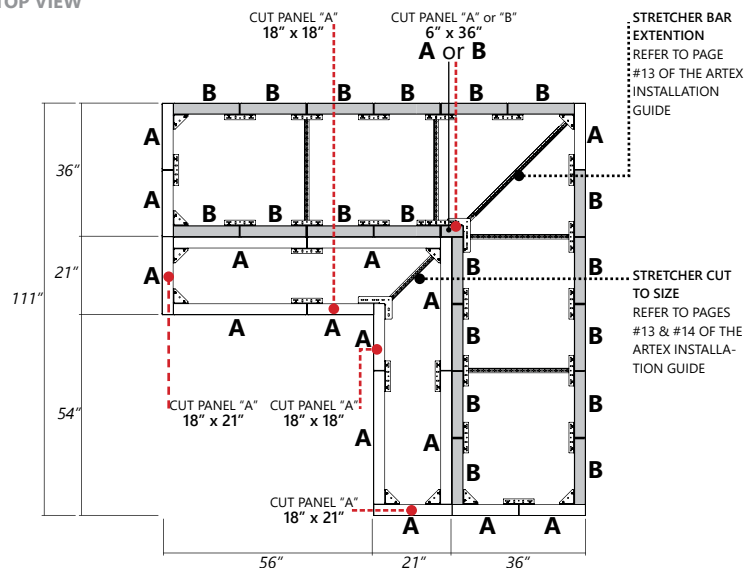


**NOTE :** Panels "B" can be replaced with panels "A" to equilibrate the pairs/layers. Panels "A" can't be replaced by the panels "B".

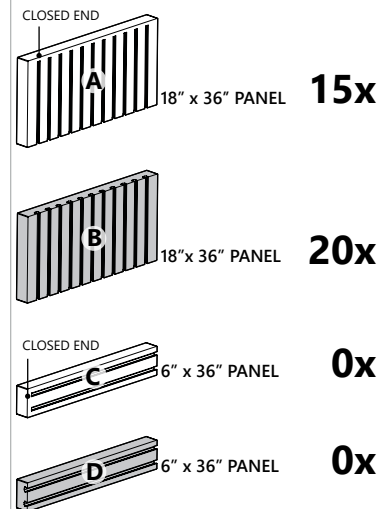
FRONT VIEW



TOP VIEW

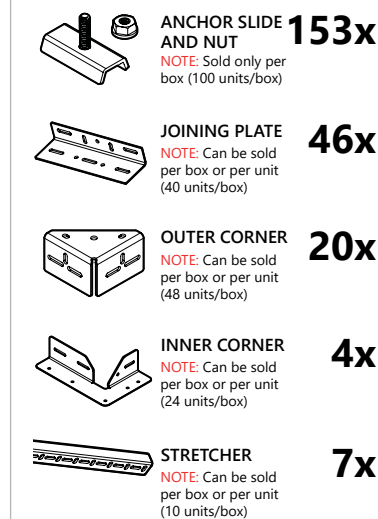


## REQUIRED PANELS



**IMPORTANT:** 18 x 36" panels are sold in pair/layer or in full pallet only. 6 x 36" panels are sold per unit or in layer or in full pallet.

## REQUIRED HARDWARE

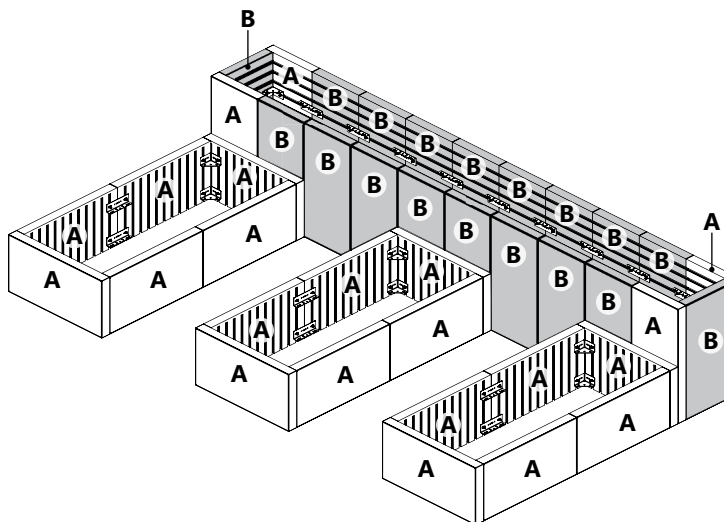


**IMPORTANT:** Refer to page 23 of the ARTEX INSTALLATION GUIDE to about the installation of geotextile in planter box. Contact experts/engineers to validate the base preparation, the drainage, the plants & roots growth/management.

**TOTAL WEIGHT** **4937 Lbs**  
 (PANELS & HARDWARE)

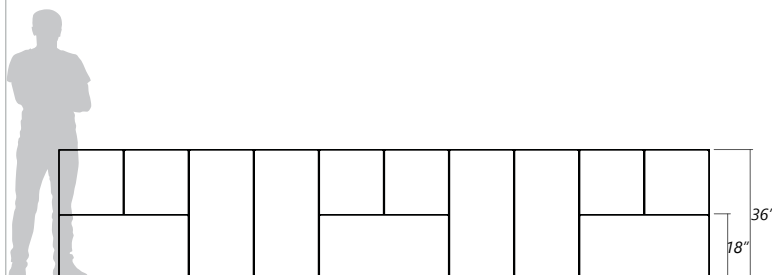


INTERIOR VIEW

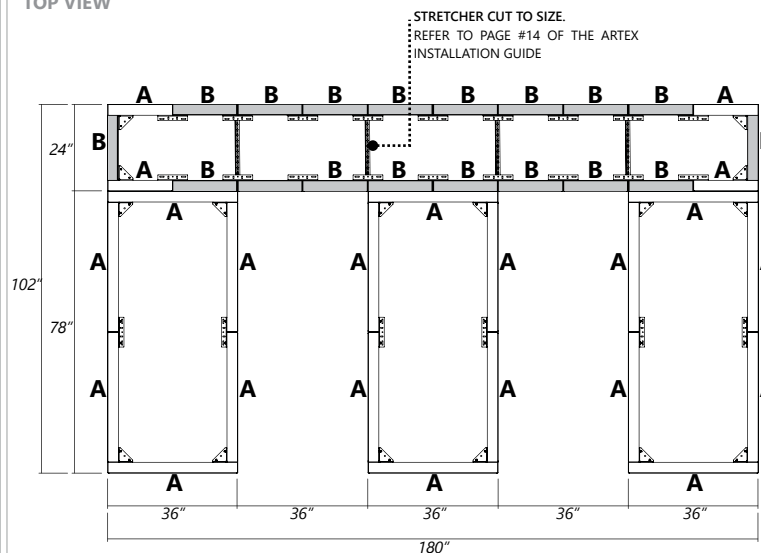


**NOTE :** Panels "B" can be replaced with panels "A" to equilibrate the pairs/layers. Panels "A" can't be replaced by the panels "B".

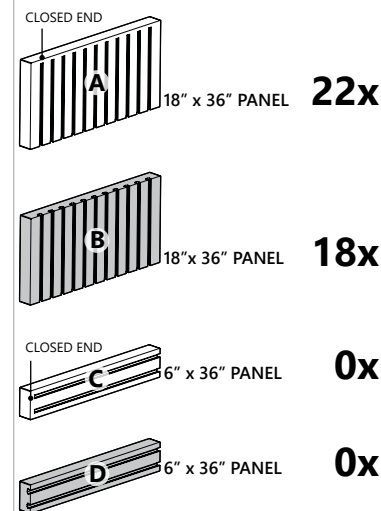
FRONT VIEW



TOP VIEW

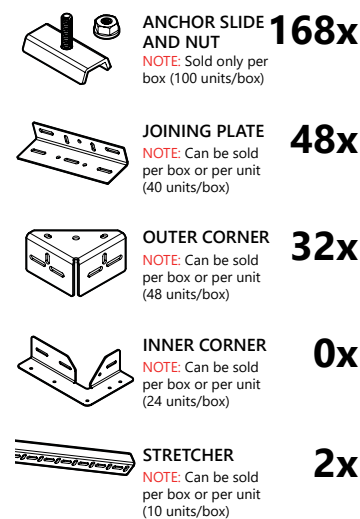


## REQUIRED PANELS



**IMPORTANT:** 18 x 36" panels are sold in pair/layer or in full pallet only. 6 x 36" panels are sold per unit or in layer or in full pallet.

## REQUIRED HARDWARE

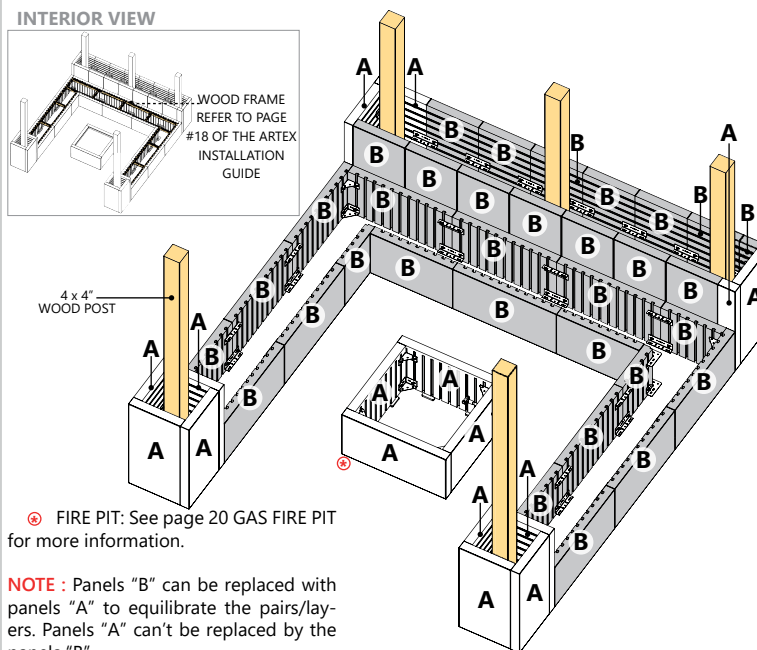


**IMPORTANT:** Refer to page 23 of the ARTEX INSTALLATION GUIDE to about the installation of geotextile in planter box. Contact experts/engineers to validate the base preparation, the drainage, the plants & roots growth/management.

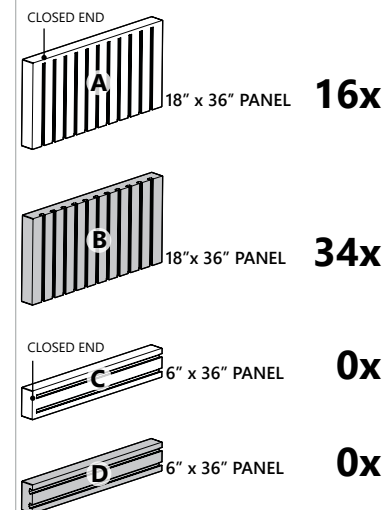
**TOTAL WEIGHT 6058 Lbs**  
 (PANELS & HARDWARE)

# FIREPLACE WITH BENCH & WOOD PERGOLA

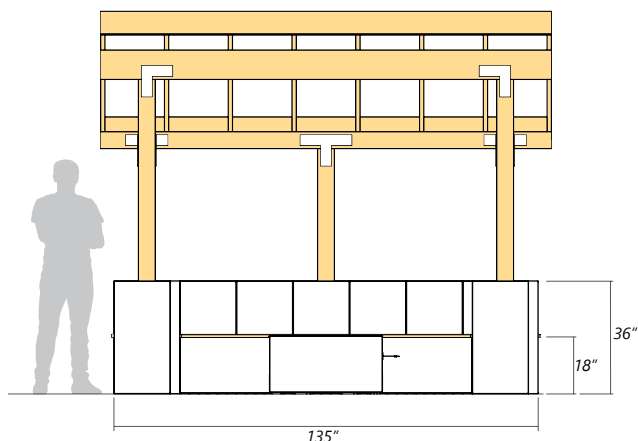
ARTEX • PANEL SYSTEM



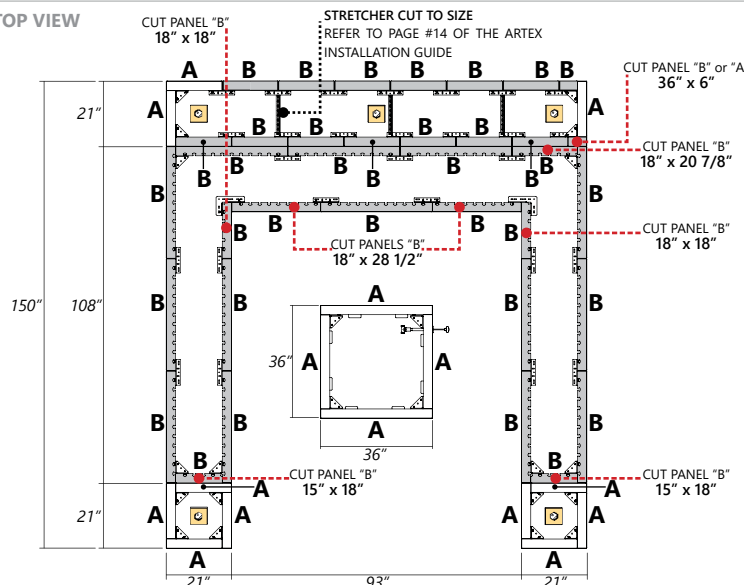
## REQUIRED PANELS



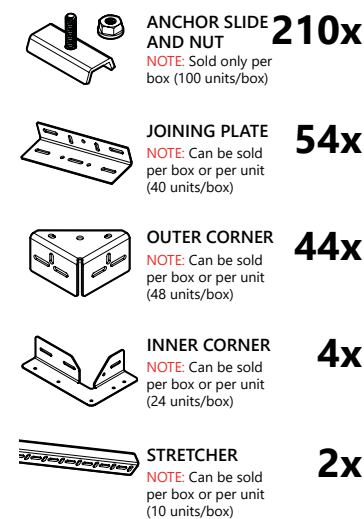
## FRONT VIEW



## TOP VIEW



## REQUIRED HARDWARE




**IMPORTANT:** Other types of hardware (not included) may be required to make these assemblies (wood screws, concrete anchors, etc.). PERMACON is not responsible for any issue regarding other materials, accessories, other types of hardware, etc. We recommend to consulting an expert/engineer to validate installation of the wood posts of pergola.

**TOTAL WEIGHT** **7004 Lbs**  
 (PANELS & HARDWARE)



# 28. L-SHAPE BENCH & VERTICAL PLANTER

ARTEX • PANEL SYSTEM

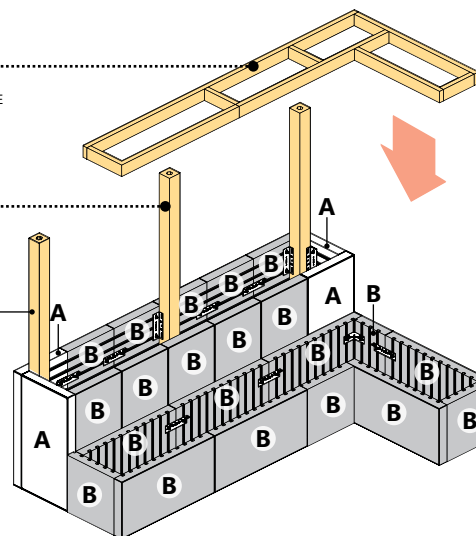


## INTERIOR VIEW

WOOD FRAME.....  
REFER TO PAGE #18 OF THE  
ARTEX INSTALLATION GUIDE


INTEGRATING 4x4" WOOD.....  
POST  
REFER TO PAGES #19 AND  
#20 OF THE ARTEX INSTAL-  
LATION GUIDE

4 x 4"  
WOOD POST

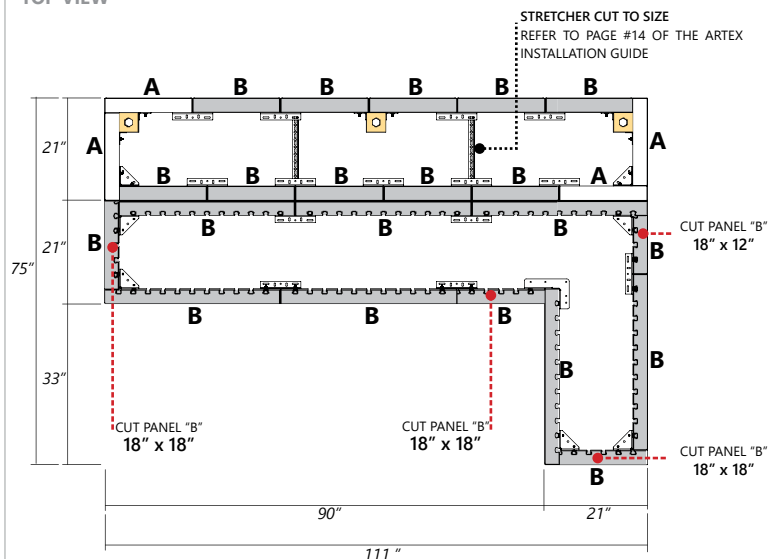


**NOTE :** Panels "B" can be replaced with panels "A" to equilibrate the pairs/layers. Panels "A" can't be replaced by the panels "B".

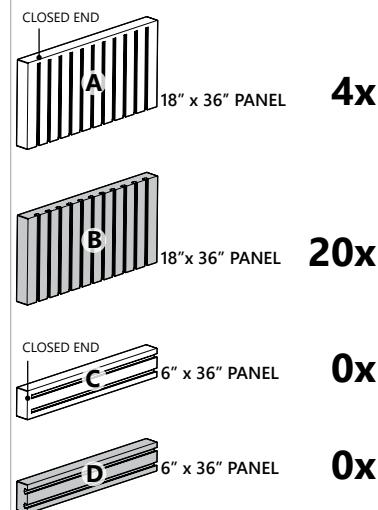
## FRONT VIEW



## TOP VIEW

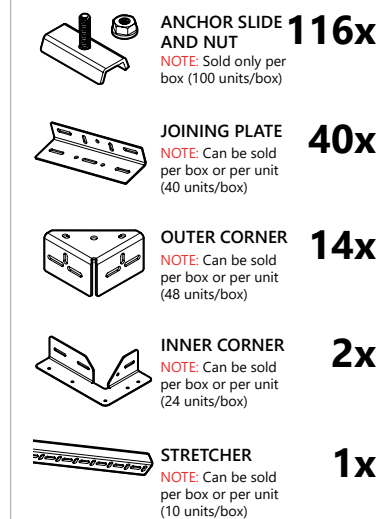


## REQUIRED PANELS



**IMPORTANT:** 18 x 36" panels are sold in pair/layer or in full pallet only. 6 x 36" panels are sold per unit or in layer or in full pallet.

## REQUIRED HARDWARE

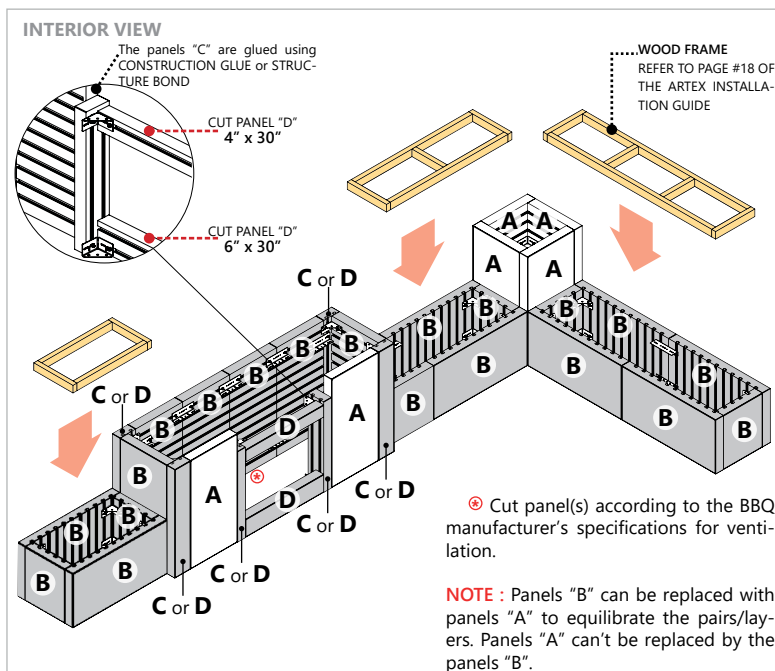


**IMPORTANT:** Refer to page 23 of the ARTEX INSTALLATION GUIDE to about the installation of geotextile in planter box. Contact experts/engineers to validate the base preparation, the drainage, the plants & roots growth/management.

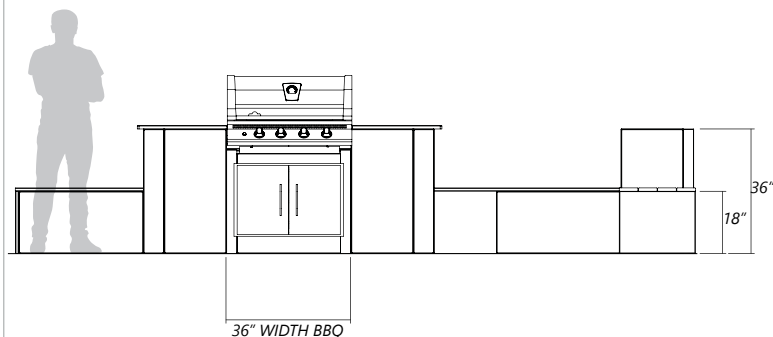
**TOTAL WEIGHT (PANELS & HARDWARE) 3615 Lbs**

# 29. BBQ WITH BENCH & VERTICAL PLANTER

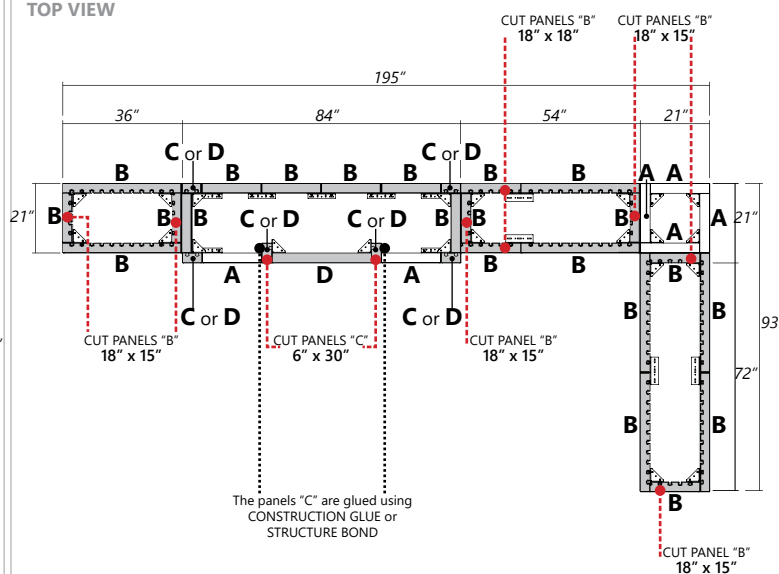
ARTEX • PANEL SYSTEM



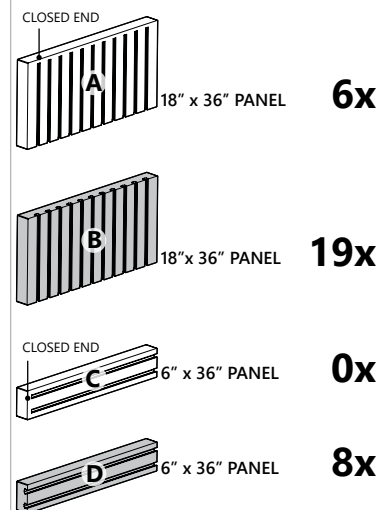
FRONT VIEW



TOP VIEW

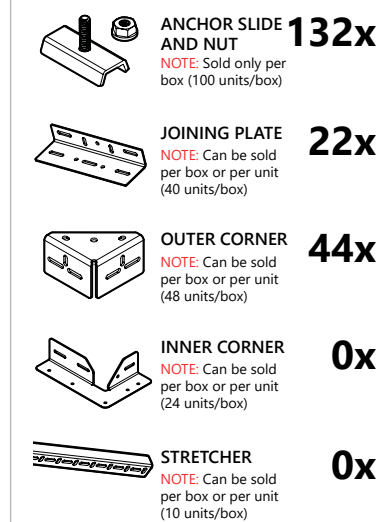


## REQUIRED PANELS



**IMPORTANT:** 18 x 36" panels are sold in pair/layer or in full pallet only. 6 x 36" panels are sold per unit or in layer or in full pallet.

## REQUIRED HARDWARE

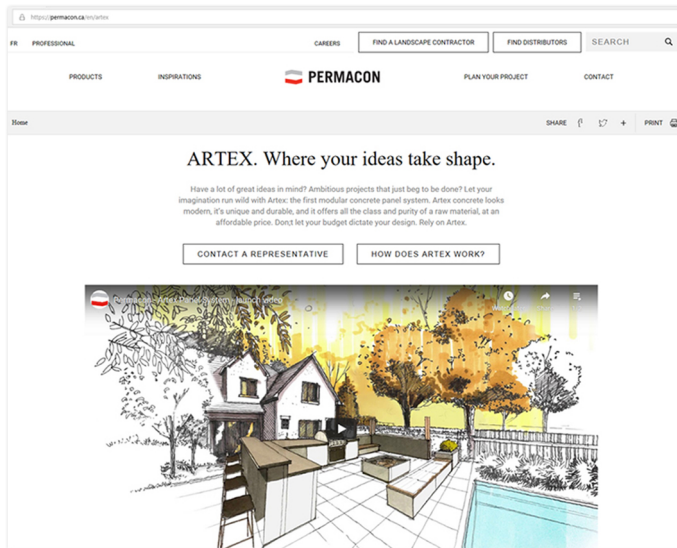


**IMPORTANT:** It is recommended to follow the BBQ manufacturer's specifications for ventilation and clearances. Permacon is not responsible for the conformity of connections, clearances and ventilation. BBQ, countertop and accessories are not included. Refer to page 23 of the ARTEX INSTALLATION GUIDE to about the installation of geotextile. Contact experts/engineers to validate the base preparation, the drainage, the plants & roots growth/management.

**TOTAL WEIGHT 3847 Lbs**  
(PANELS & HARDWARE)

# ADDITIONAL INFORMATION

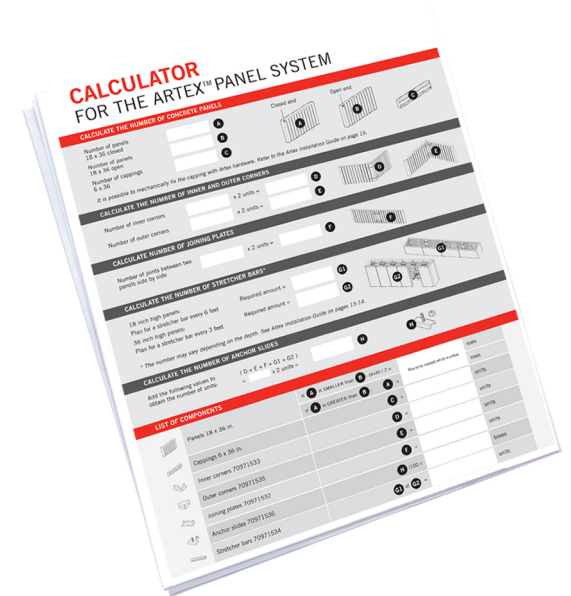
## ARTEX • PANEL SYSTEM



[Consult the www.permacon.ca](http://www.permacon.ca)



[Consult the INSTALLATION GUIDE for more installation details](#)



[Consult the CALCULATOR](#)